

Pat Murphy's All Nine Baseball Academy

- Visit us online at www.collegebaseballcamps.com/sun-devils
- Over fifteen camps throughout 2006
- Instruction for ages 6-18, suitable for the beginning baseball player all the way to future All-Americans
- Camps include Pitching & Catching Clinics, Hitting & Defense Specialty Camps, Summer Games Camps and Showcase Camps
- Camps held on campus at Packard Stadium at Brock Ballpark
- Instruction from current ASU players and coaches



First Annual "Challenge at Chase"

Arizona State University Sun Devils
vs. University of Arizona Wildcats

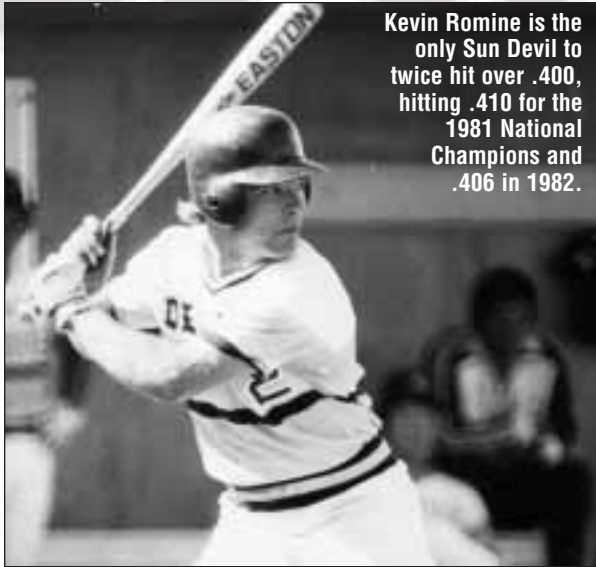
Chase Field, Phoenix, Ariz.
Sunday, April 2, 2006, 5:00 PM

Tickets start at \$10. For tickets, log on to chasefieldtickets.net, or call 602-514-8400.



The .400 Club

ARIZONA STATE SUN DEVIL BASEBALL



Kevin Romine is the only Sun Devil to twice hit over .400, hitting .410 for the 1981 National Champions and .406 in 1982.

Only 15 players have hit above .400 in a season since varsity baseball started at Arizona State (1959). Below is a list of the exclusive .400 club:

Paul Lo Duca, 1993	446
Mark Ernster, 1999	439
Roger Schmuck, 1971	434
Hubie Brooks, 1978	432
Mike Sodders, 1981	424
Dan McKinley, 1997	423
Chris Bando, 1978	415
Willie Bloomquist, 1998	414
Bob Horner, 1978	412
Casey Myers, 2000	412
Kevin Romine, 1981	410
Kevin Romine, 1982	406
Ken Landreaux, 1976	406
Oddibe McDowell, 1984	405
Dustin Pedroia, 2003	404
Andrew Beinbrink, 1999	402



Oddibe McDowell hit .405 in 1984

How to Figure

Batting Average

Divide the total number of hits collected by a player by the total number of at bats. Example: Player A is 12-for-40, or hit .300.

Slugging Percentage

Divide the number of total bases by the total number of at bats. Example: Player A's 12 hits include six singles (6), one double

(2), two triples (6) and three home runs (12) for a total of 26 total bases in 40 at bats and a .650 slugging percentage.

On-Base Percentage

Divide the total of hits, all bases on balls and hit by pitch by the total of at bats, all bases on balls, hit by pitch and sacrifice flies.

OPS

This new stat is a good estimate of overall offensive ability. Add slugging percentage and on-base percentage to get the players OPS.

Earned Run Average

The total number of earned runs allowed by a pitcher is divided by the total number of innings pitched, and then multiplied by nine for his per-game average. Example: Pitcher B has allowed 12 earned runs in 45 innings of work for a 2.40 ERA.

Fielding Average

The sum of putouts and assists is divided by the sum of putouts, assists and errors. Example: Player C has made 16 putouts and 24 assists and two errors. That's 40 putouts and assists divided by 42 total chances, for a fielding average of .952.

Magic Number

Determine the number of games yet to be played by the division leader, add one, then subtract the number of games ahead in the loss column of the standings from the closet opponent.



Zechry Zinicola



Andrew Romine

Rules of The Game

DON'T BE SIDELINED: ASK BEFORE YOU ACT



Jody Smith

Arizona State University is strongly committed to conducting its overall athletic program according to the official rules and regulations of the NCAA and Pacific-10 Conference. Within the Department of Intercollegiate Athletics, the Office of Compliance is responsible for coordinating and monitoring all aspects of these rules and regulations.

As an athletic representative of Arizona State University, you, too, must abide by all NCAA rules and regulations, as Arizona State University is held responsible for all actions related to its prospective student-athletes and/or enrolled student-athletes.

We thank you for your continued support in our effort to succeed both academically and athletically. While this information does not contain all the applicable NCAA rules and regulations, it should serve as a guide. If you have any questions, please do not

hesitate to call Jody Smith in the Office of Compliance at (480) 965-5943.

Remember to always ask before you act, as your action may jeopardize the eligibility of a prospective or enrolled student-athlete.

IMPORTANT INFORMATION FOR REPRESENTATIVES OF ASU ATHLETICS INTEREST REGARDING NCAA RULES & REGULATIONS

You are a Representative of ASU Athletics Interest if you have:

- participated in or are a member of an organization promoting ASU athletics' program;
- contributed to the athletics department or any of its booster clubs;
- assisted or have been requested by the athletics staff to assist in the recruitment of prospective student-athletes;
- assisted in providing benefits to enrolled student-athletes or their families; or
- been involved in otherwise promoting the ASU athletics program.

***ONCE AN INDIVIDUAL IS IDENTIFIED AS A REPRESENTATIVE OF THE INSTITUTION'S ATHLETICS INTEREST, THE PERSON RETAINS THAT IDENTITY INDEFINITELY.**

A Prospective Student-Athlete is one who:

- has started ninth grade;
- is enrolled in a two-year college;
- has officially withdrawn from a four-year college;
- was recruited by ASU staff; or

- has not started ninth grade but has receive financial assistance from the institution.

REPRESENTATIVES OF ASU ATHLETICS INTEREST MAY NOT:

- get involved in the recruitment of prospective student-athletes (i.e., telephone or write them or their parents, legal guardian(s) or relatives);
- provide extra benefits (i.e., discounts, gifts, transportation) to prospective student-athletes, enrolled student-athletes or their parents, legal guardian(s), relatives or friends; and
- provide any financial assistance to prospective student-athletes, enrolled student-athletes or their parents, legal guardian(s), relatives or friends.

REPRESENTATIVES OF ASU ATHLETICS INTEREST MAY:

- send newspaper clippings and other information about prospective student-athletes to coaches;
- continue established family relationships with friends and neighbors that have prospective student-athlete aged children;
- offer summer employment to prospective student-athletes who have signed a National Letter of Intent and to enrolled student-athletes after contacting the Office of Compliance; and
- offer an occasional meal on a special occasion to a student-athlete or team at your home with prior approval from the Head Coach and Office of Compliance.



Sun Angel Foundation



For over 50 years, the Sun Angel Foundation and its generous members have been providing much needed resources to Arizona State University and its student-athletes. The leadership displayed by the Sun Angel Foundation enables ASU Athletics to make gainful strides as the landscape of collegiate athletics continues to change. What has not changed in the Sun Angel mission is forging a partnership between ASU and the private sector to provide Sun Devil student-athletes with the resources necessary to become champions.

Since 1947, Sun Angels have contributed over \$70 million in private funding to ASU Athletics. Annual contributions from Sun

Angel members are the lifeblood of ASU Athletics. Contributions from more than 7,000 members support all of the university's 22 teams and over 500 student-athletes.

Sun Angel giving supports student academic excellence and provides funding for the Intercollegiate Athletics Office of Student Academic Development comprised of scholarship support, tutorial services, compliance, post-eligibility scholars, the Freshman Year Experience and much more. The Sun Angels understand that each seat-related gift and additional contributions to the annual scholarship fund has a significant, transformational impact in the lives of our student-athletes.

The support that Sun Devil athletics has received from its fans and community in the past is greatly appreciated. The Sun Angel Foundation stands ready to meet its half-century long goal of promoting excellence in both academic and athletic programs while becoming the best collegiate support group in the country.

To join the team, call the Sun Angels today at 480-727-7700 or visit www.sunangelfoundation.org.

SUN ANGEL SCHOLARSHIP FUND

Scholarships and student service expenditures comprise one of Arizona State Athletics' greatest investments. First and foremost, each student-athlete comes to Arizona State to earn a degree. The academic advisors, computers, books, tutors and other services offered are critical to their success in the classroom as they grow personally and athletically.

Nearly \$5,000,000 from private sources must be generated each year to offset the academic costs of supporting over 300 scholarships and 480 student-athletes. The Sun Angel Foundation's challenge is to increase annual giving to a level that will fund this investment while maintaining its support of the everyday costs of an athletic department.

Monetary Value of a Full Scholarship to Arizona State University (2005-06 Academic Year)

	Tuition	Books	Room & Board	Total
In-State	\$4,406	\$400	\$9,294	\$14,100
Out-of-State	\$15,095	\$400	\$9,294	\$24,789

The Sun Angel Scholarship Fund presents a unique way for you to invest in ASU: create educational opportunity by donating, and then participate in your investment by cheering for your favorite student-athletes and teams as they compete throughout the year.

For more information on making a charitable donation to this fund, please contact the Sun Angel Foundation at 480-727-7700.

2005 SUN ANGEL BOARD MEMBERS

- | | | |
|--------------------------|-------------------------|-------------------------------|
| Ray Artigue Sr. | E.K. Gaylord II | Guthrie Packard |
| Richard Barr | Greg Hancock | Michael Polachek |
| Jim Barrett | Don Hendricks | Bill Post |
| Patricia Boyd Gentry | Bob Hobbs Sr. | Thomas Roberts |
| Steve Butterfield | Stewart Horejsi | Ed Robson |
| Martin Calfee | Guy Inzalaco | Bill Schaefer, Immediate Past |
| Don Carson | Dean Jacobson, Vice | Chairman |
| Nadine Carson | Chairman | Cindy Slick |
| Eric Crown | Wally Kelly | Phillippi Sparks |
| Verde Dickey | Nap Lawrence | Greg Tryhus, Secretary |
| Scott Donaldson | Lydia Lee | John Vandevier |
| Geoffrey Edmunds | Steve Loy | Steve Wood |
| Brian Friedman | Bob Matthews, Treasurer | |
| Mike Gallagher, Chairman | Nathan Norris | |

2005 SUN ANGEL ADVISORY COUNCIL MEMBERS

- | | | |
|-----------------|-------------------|----------------------|
| Mark Allen | Bob Hobbs Jr. | Scott Ogorek |
| Tom Alteri | Phil Howard | Michael Olsen |
| John Anton | Bill Judge | Kay Posvar |
| Bryan Armstrong | Nick Kieffer | Randy Richards |
| Doug Barks | Craig King | Marc Rubin |
| Rory Beeso | Jeff Kirke | Kevin Shaffer |
| Ted Cesarano | Eric Kronengold | Peter Tekampe |
| Chad Clark | Spike Lawrence | Bruce Ward |
| Ron Clegg | Robert Leonard | Jim Watson, Chairman |
| Doug Dickson | Monica Limon-Wynn | John Wilson |
| Brian Friedman | Matthew Loney | Duane Washkowiak |
| Thomas Gardner | Dave Lords | Ian Wist |
| Steve Gervais | Sherri Madden | Darren Wright |
| Bill Gould | Scott Maxwell | |
| Greg Haus | Brian McQuaid | |



Dr. Michael Crow

UNIVERSITY PRESIDENT



Michael M. Crow became the 16th president of Arizona State University on July 1, 2002. He is guiding the transformation of ASU into one of the nation's leading public metropolitan research universities, one that is directly engaged in the economic, social, and cultural vitality of its region. Under his direction the university pursues teaching, research, and creative excellence focused on the major intellectual questions of our time, as well as those central to the building of a sustainable environment and economy for Arizona. He has committed the university to global engagement, and to setting a new standard for public service.

Since he took office, ASU has marked a number of important milestones, including the establishment of the Biodesign Institute at ASU; the initiation of many new interdisciplinary research initiatives; the groundbreaking and planning of more than 1 million-square-feet of new state-of-the-art research facilities; and the announcement of two \$50 million gifts, endowing the W. P. Carey

School of Business, and the Ira A. Fulton School of Engineering, and a \$10 million gift to establish the Virginia G. Piper Center for Creative Writing.

Prior to joining ASU, he was executive vice provost of Columbia University, where he also was professor of science and technology policy in the School of International and Public Affairs. Dr. Crow oversaw Columbia's research enterprise, technology and innovation transfer operations, strategic initiative program, and interdisciplinary program development.

He played the lead role in the creation of the Columbia Earth Institute (CEI), and helped found the Center for Science, Policy and Outcomes (CSPO) in Washington, D.C., a think tank dedicated to linking science and technology to desired social, economic, and environmental outcomes.

He is the author of books and articles relating to the analysis of research organizations, technology transfer, science and technology policy, and the practice and theory of public policy.

Lisa Love

VICE PRESIDENT FOR UNIVERSITY ATHLETICS

On Saturday, April 23, 2005, Arizona State University President Michael Crow selected Lisa Love of the University of Southern California to serve as the new Vice President for University Athletics. She began in that capacity July 1, 2005.

In June, prior to her ASU arrival, Love had planned to climb 14,162-foot Mount Shasta in Northern California, adding yet another accomplishment to an already impressive personal resume. But the opportunity to assume the athletic director's chair at ASU postponed those plans, perhaps to another year. A trailblazer her entire career, Love is now poised for the most challenging and fulfilling climb of her professional life.

Love became ASU's 21st athletic director (17th full-time) after taking over for Christine Wilkinson, who is a senior vice president for the university and had been serving as interim athletic director since April 8. Former athletic director Gene Smith left the university April 8 for a similar post at The Ohio State University.

Love moved part-time into administration in 1991, then full-time after the 1998 season. She became a Senior Associate Athletic Director in 2002.

At USC she handled the day-to-day supervision of eight sports—including women's basketball, volleyball, tennis and men's and women's swimming and diving—and monitored all women's sports at the university. She was active in the department's strategic planning, gender equity, civil rights and NCAA certification issues and she served on the NCAA Management Council. She also served two stints (1992-93 and 2001-02) as vice president of the Pacific-10 Conference.

As a coach, Love was a master teacher at the pinnacle of her profession. She compiled an impressive 404-171 as a college head coach for 17 seasons at Texas Arlington (199-78 from 1982-88) and USC (205-93 from 1989-98). At USC, she led the



Trojans to nine NCAA tournament berths and eight finishes in the national Top 15. She was selected as the Pac-10 Co-Coach of the Year in 1997. She was national Coach of the Year in 1988 when Arlington went 30-4 and fell one win shy of the Final Four.

A tremendous athlete as volleyball player in her own right, Love is also a member of the Texas Tech University and Texas Arlington athletic Halls of Fame. As a student-athlete, Love was a four-year volleyball starter and an all-region performer at Texas Tech. She earned a bachelor's degree (1978) in physical education from Texas Tech and a master's degree (1985) in education administration from the University of North Texas.

Love also compiled a 79-40 record as head coach at Bowie High School (1978-82) in Arlington, Texas.

Love also mentored some of the finest volleyball coaching talent in the nation. Among her proteges are head volleyball coaches at Texas (Jerritt Elliott), South Carolina (Nancy Somera), New Mexico (Kelley KcKee), Indiana (Katie Weismiller) and Idaho (Debbie Buchanan).

ASU President Michael Crow said Love brings qualities and experience that will carry ASU's Athletic Department to championships and excellence.

"We conducted an extensive search through an excellent pool of national candidates and interviewed many candidates, including several sitting athletic directors of BCS Conference schools," Crow said. "Lisa was our first choice. Lisa has the energy, competitiveness and drive to move ASU's Athletic Department onto the next level. Her philosophy for success will be instrumental in building ASU's Athletic Department through student achievement, community engagement and winning."

Love said her experience and President Crow's vision for the

university will serve as her foundation as she steps into her new role at ASU.

Love plans to establish model programs at ASU by embracing the traditions of ASU and aggressively pursuing championships.

"Having been involved with a competitor of Arizona State University, I am well-aware of the talented people who work in the Athletic Department and the tradition they bring to this university's sports program," she said. "In order to make this an ideal program, we will need the leadership of our master teachers - our coaches, and the achievement, both on the field and in the classroom, of our student athletes."

Community members and university representatives applauded the selection of Love as ASU's new Vice President of University Athletics.

"It's a great hire," Ed Robson, CEO of Robson Communities and a member of the Sun Angel Board, said. "She comes from a great program at USC and she helped build that program. She is a winner with a lot of energy and dedication."

"I spent three years coaching with Lisa at USC," said Randy Lein, the Sun Devil Men's Golf Coach. "She is a genuinely good person. When I heard her name, I knew she'd be a great hire. I'm very excited and happy it worked out for her."

At ASU, Love serves as the senior administrative officer of the university's athletic program and reports directly to Crow. The program features 12 women's and 10 men's sports, including men's and women's basketball, golf, swimming and diving, tennis, track/field and cross country; women's gymnastics, soccer, softball, volleyball, and water polo; baseball, football and wrestling.

Love is responsible for the management and development on one of the finest and most comprehensive athletic physical plants in the nation at ASU, playing host to nearly 1 million patrons each year. ASU's athletic staff includes more than 180 full and part-time coaches and administrative and support personnel who provide services to about 500 student-athletes.

Love has two sisters, Shannon Goddard and Debbi Dalton. Her parents are Tom and Jeanne Love of Arlington, Texas.

2005 Sun Devil Baseball Review



2005 Season In Review

The Sun Devils completed the 2005 season with a 42-25 record and finished third in the College World Series... ASU finished tied for third in the Pac-10 with a 15-9 record... ASU ended the season ranked No. 3 in the nation by Collegiate Baseball and the National Collegiate Baseball Writers' Association... ASU was a consensus Top Six pick to end the year, also being ranked No. 5 by ESPN/*Sports Weekly* and No. 6 by *Baseball America*... the Top Six national rankings give Arizona State its fifth Top 12 finish (according to *Baseball America*) during the 11 seasons under Pat Murphy... ASU finished the season with the No. 4 strength of schedule in the nation as rated by *Boydsworld.com*... the Sun Devils played 41 of their 67 games against teams that were ranked at some point during the 2005 season... ASU's remarkable run to a third-place finish in the College World Series came after starting the year 6-9 (went 36-16 over the rest of the season)... ASU advanced to the NCAA Tournament for the sixth straight year

and the eighth time in the last nine years (29th time in school history)... earning a No. 2 seed, ASU hosted a regional at Packard Stadium and swept through the bracket, earning wins over No. 3 East Carolina and a pair of wins over No. 1 seed Coastal Carolina... advancing to the Super Regionals for the second time in the last three years, ASU eliminated nemesis and defending national champion Cal State Fullerton to advance to the College World Series for the 19th time in school history... at the CWS, the Sun Devils dropped the opener to Nebraska 5-3, but rebounded with three elimination game victories over Tennessee (4-2), Nebraska (8-7) and Florida (6-1)... the Gators ended ASU's season one game short of the Championship Series... four Sun Devils (Jeff Larish, Colin Curtis, Travis Buck, Joey Hooft) were named to the College World Series All-Tournament team... Larish tied an ASU and CWS single-game record when he blasted three solo home runs against Nebraska (6/21)... his three homers went to all three fields (left, right, center) and his third home run came with two outs in the bottom of the ninth inning to tie the game at 7-7... only J.D. Drew (Florida State,



JEFF LARISH

1995) and Edmund Muth (Stanford, 2000) had previously hit three home runs in a single CWS game... Larish finished his senior season leading the Pac-10 and ranking fourth in the NCAA with 23 home runs... his 23 homers are tied for third in the ASU single-season record books and his 51 career home runs are second most in school history... Larish earned first-team All-Pac-10 honors and was named to the ABCA All-West Region team... in addition to leading the league with 23 home runs, he was also first with 58 walks and second with 170 total bases and a .680 slugging percentage... junior right fielder Travis Buck had one of the best individual offensive seasons in recent history, hitting .382 (110-for-288) with 24 doubles, six home runs, 43 RBI and 27 stolen bases... his 110 hits are ninth most in the ASU single-season record books and he became only the fourth player in school history to record at least 100 hits, 20 doubles and 20 stolen bases in the same season... Buck earned first-team All-Pac-10 honors and was also a second-team All-American as selected by the NCBWA... Buck became ASU's 22nd all-time first-round draft pick when he was

selected 36th overall by the Oakland A's in the 2005 MLB Amateur Draft... Buck, a member of the 2004 USA Baseball National Team, won a pair of Pac-10 Player of the Week awards to set an ASU position player record with five career POW awards... he led the Pac-10 in stolen bases (27) and hits (110)... sophomore outfielder Colin Curtis hit .342 (89-for-260) and earned spots on the All-Regional and All-CWS team by hitting .400 (16-for-40) during the NCAA Tournament... Curtis was named honorable mention All-Pac-10 and was invited to the USA Baseball National Team Trials in Raleigh, N.C... senior catcher Tuffy Gosewisch was one of 10 semifinalists for the Johnny Bench Catcher of the Year award and finished the season hitting .321 (81-for-252) with 17 doubles, six home runs and led the team with 74 RBI... Gosewisch started all 67 games behind the plate and became only the second three-year starting catcher in school history... he was drafted in the 11th round by the Philadelphia Phillies... freshman position players J.J. Sferra (CF), Andrew Romine (SS)



JOEY HOOFT

2005 Season In Review continued

and Willy Fox (DH) all earned honorable mention Freshman All-American honors from *Collegiate Baseball*... junior LHP Erik Averill and senior RHP Jason Urquidez led the pitching staff, accounting for half of ASU's 42 wins... the duo were named ASU co-Pitcher of the Year and became 16th pair of teammates to each record 10 wins in a season... Averill went 11-4 with a 3.39 ERA and recorded five complete games... he struck out 99 batters in a Pac-10-high 127.1 innings and walked only 30... he earned national pitcher of the week honors after a 14-strikeout, complete-game win over New Mexico State (4/4)... he also had a pair of complete-game victories in the NCAA Tournament over Coastal Carolina (6/4) and Florida (6/22)... Urquidez went 10-4 with a 3.93 ERA while making 29 pitching appearances (17 starts) and logging 121.1 innings... he struck out 98 and held opponents to a .249 batting average... he became only the seventh pitcher in ASU history to record back-to-back 10-win seasons and finished his career 22-7... junior left-hander Brett Bordes led the Pac-10 with 38 pitching appearances, ranking second in ASU single-season history... he went 5-7 with four saves, including clinching the regional and super regionals with saves... drafted in the 24th round by the Detroit Tigers, Bordes has 78 career pitching appearances to rank fourth in school history and looks to break the record (102 set by Kendall Carter) in his senior season... as a team, ASU ranked third in the Pac-10 hitting .310 and averaged 7.18 runs per game... the Devils led the league and ranked 24th in the NCAA with 128 stolen bases (5th most in school history).

LARISH ENDS CAREER IN STYLE

First baseman Jeff Larish made several markings in the ASU career record books with a banner senior season. The two-time First-Team All-Pac-10 selection became only the 12th Sun Devil in school history to hit 20 home runs in a season. He finished his senior year tied for third in the single-season record book with 23 home runs. In four years in the maroon and gold (2002-05), Larish blasted 51 homers, ranking second behind Bob Horner (56) in the ASU career record books. The senior slugger recorded five multi-homer games in 2005, including an ASU and College World Series record tying three home runs against Nebraska (6/21). He finished his career with seven multi-homer games. Of his 23 home runs in 2005, he hit 11 solo homers, five two-run shots and seven three-run bombs. Larish was a career .333 (283-849) hitter and ended his career ranked

second in school history in walks (200), third in runs scored (229), second in total bases (505), fourth in RBI (235), fourth in at-bats (849), sixth in hits (283) and seventh in doubles (57). He capped his career by earning All-College World Series team honors in Omaha. He was drafted by the Detroit Tigers in the fifth round of the 2005 MLB Draft.

THE BARRY BONDS FACTOR

On March 8, former ASU All-American and seven-time National League MVP Barry Bonds met with several Sun Devil hitters while he was in town for a press conference to honor his former coach, Dr. Jim Brock. Bonds gave some tips in the batting cages to the Sun Devil sluggers, and the results were simply smashing. After meeting with Bonds, ASU combined to hit .324 and raise the team batting average 32 points from .278 to .310. The Devils also hit 39 of their 50 home runs after meeting with the Giants left fielder.

URQUIDEZ FINISHES STRONG

Senior right-hander Jason Urquidez turned in a strong finish to the 2005 season and lived up to his preseason billing as one of the top pitchers in the nation. Over his

final 13 starts of the season, Urquidez was 5-1 with a 2.85 ERA. On the year, Urquidez was 10-4 with a 3.93 ERA and 98 strikeouts in 121.1 innings pitched. In nine Pac-10 appearances (seven starts), he was 3-2 with a save and a 3.23 ERA. In his two seasons in Tempe, Urquidez went 22-7 with a 3.70 ERA. He was taken by the Arizona Diamondbacks in the 17th round of the 2005 MLB Draft.

BATBOY TO CENTERFIELD

TO CWS HERO

Outfielder J.J. Sferra is no stranger to the batter's box at Packard Stadium, only in 2005 he hit there rather than picking up bats. The son of assistant coach Jay Sferra, the younger Sferra spent several seasons in the late '90s as ASU's batboy, including duties at the 1998 College World Series. Sferra drove in the game-winning run with a bloop single in the 11th inning in ASU's dramatic CWS win over Nebraska (6/21) to bring the story of his CWS batboy duties full-circle. The Honorable Mention Freshman All-Pac-10 finished the year hitting .311. He was named to the Tempe Regional All-Tournament Team after going 7-13 (.538) with four runs scored and two stolen bases.

TRAVIS BUCK: HITTING MACHINE

After starting the season off slow, junior Travis Buck caught fire, leading the 2005 team in hitting with a .382 average. He banged out 24 doubles on the year, scored 82 runs, knocked in 43 RBI and tied for the Pac-10 lead with 27 stolen bases. He was the conference leader in hits (110), and finished his Sun Devil career with 272, good for eighth on the ASU all-time list. He ended his three-year career with a .362 batting average, and became the 22nd Sun Devil to be selected in the first round of the MLB Draft when the Oakland A's grabbed him with the 36th pick.

DEVILISH SPEED

The Sun Devils led the Pac-10 with 128 stolen bases (128-176) and recorded the fifth most stolen bases in school history. The 128 thefts were the most by a Sun Devil squad since 1999 (130). Travis Buck tied for the conference lead with 27 swipes, while Colin Curtis ranked fifth with 17. Rocky Laguna tied the ASU single-game record with four stolen bases against New Mexico State (2/7). A total of 13 Sun Devils stole a base, 11 players had two or more, and seven recorded double-digit steals. ASU also entered the record books against UCLA on April 24th when they stole eight bases, tying for fourth in single-game history.



TUFFY GOSEWISCH

2005 Game Results

(42-25, 15-9 PAC-10)

Game date	Opposing team	Score	r	h	e/r	h	e	Inns	Overall	Pac-10	Pitcher of record	Attend.	Time
Jan 28, 2005	#14 Long Beach State	3-7 L	3	11	3/7	10	0	9	0-1-0	0-0-0	Averill (L 0-1)	4783	3:51
Jan 29, 2005	#14 Long Beach State	W 8-6	8	11	0/6	13	3	9	1-1-0	0-0-0	Zinicola (W 1-0)	2926	3:36
Jan 30, 2005	#14 Long Beach State	1-11 L	1	9	1/11	16	0	9	1-2-0	0-0-0	Bordes, B. (L 0-1)	2823	3:24
#Feb 04, 2005	New Mexico State	W 12-0	12	15	0/0	7	2	9	2-2-0	0-0-0	Averill (W 1-1)	2163	2:47
#Feb 05, 2005	Gonzaga	W 10-8	10	14	4/8	11	0	9	3-2-0	0-0-0	Urquidez (W 1-0)	2073	3:24
#Feb 06, 2005	Oregon State	6-12 L	6	8	5/12	15	1	9	3-3-0	0-0-0	Bordes, B. (L 0-2)	2099	3:16
#Feb 07, 2005	New Mexico State	W 11-10	11	15	2/10	9	1	9	4-3-0	0-0-0	Zinicola (W 2-0)	2547	3:30
\$Feb 12, 2005	vs South Alabama	W 7-2	7	10	2/2	5	0	9	5-3-0	0-0-0	Averill (W 2-1)	1003	2:24
\$Feb 12, 2005	vs Oklahoma	W 7-5	7	12	1/5	11	1	9	6-3-0	0-0-0	Barnette (W 1-0)	678	3:21
\$Feb 13, 2005	vs Gonzaga	0-2 L	0	4	2/2	7	0	9	6-4-0	0-0-0	Zinicola (L 2-1)	456	2:15
Feb 15, 2005	at #9 Arizona	6-7 L	6	11	3/7	12	2	(14)	6-5-0	0-0-0	Marotz (L 0-1)	1310	5:13
Feb 18, 2005	at #1 Tulane	2-8 L	2	6	2/8	10	1	9	6-6-0	0-0-0	Urquidez (L 1-1)	3784	3:05
Feb 19, 2005	at #1 Tulane	2-7 L	2	10	1/7	13	0	9	6-7-0	0-0-0	Averill (L 2-2)	7435	2:41
Feb 20, 2005	at #1 Tulane	3-9 L	3	8	1/9	10	0	9	6-8-0	0-0-0	Bresnehan (L 0-1)	3085	2:45
Feb 23, 2005	at #7 Arizona	5-11 L	5	9	3/11	16	0	9	6-9-0	0-0-0	Barnette (L 1-1)	1714	3:18
Feb 25, 2005	#8 Baylor	W 5-3	5	5	2/3	10	3	9	7-9-0	0-0-0	Urquidez (W 2-1)	2627	2:43
Feb 26, 2005	#8 Baylor	W 12-4	12	16	1/4	8	2	9	8-9-0	0-0-0	Bordes, B. (W 1-2)	2603	3:16
Feb 27, 2005	#8 Baylor	7-8 L	7	9	5/8	10	1	(10)	8-10-0	0-0-0	Urquidez (L 2-2)	2799	3:39
&Mar 04, 2005	vs #4 North Carolina	W 4-3	4	8	1/3	3	3	(11)	9-10-0	0-0-0	Urquidez (W 3-2)	4410	3:49
&Mar 05, 2005	at East Carolina	W 10-3	10	5	1/3	7	2	9	10-10-0	0-0-0	Averill (W 3-2)	5023	3:04
&Mar 06, 2005	vs Ohio State	W 3-0	3	8	3/0	6	1	9	11-10-0	0-0-0	Bresnehan (W 1-1)	3368	2:37
Mar 11, 2005	at #5 LSU	5-6 L	5	9	0/6	10	1	9	11-11-0	0-0-0	Zinicola (L 2-2)	7298	2:40
^Mar 12, 2005	vs Western Illinois	W 19-1	19	23	1/1	8	5	9	12-11-0	0-0-0	Averill (W 4-2)	375	2:50
^Mar 13, 2005	vs Western Illinois	W 30-13	30	35	2/13	18	3	9	13-11-0	0-0-0	Satow (W 1-0)	175	3:44
Mar 13, 2005	at #5 LSU	3-20 L	3	6	3/20	20	1	9	13-12-0	0-0-0	Bresnehan (L 1-2)	7422	2:54
Mar 18, 2005	Oklahoma	W 5-4	5	10	1/4	6	2	9	14-12-0	0-0-0	Urquidez (W 4-2)	3516	3:17
Mar 19, 2005	Oklahoma	W 5-1	5	6	2/1	5	2	9	15-12-0	0-0-0	Averill (W 5-2)	2915	2:36
Mar 20, 2005	Oklahoma	W 6-5	6	9	0/5	9	4	9	16-12-0	0-0-0	Barnette (W 2-1)	3375	3:28
*Mar 24, 2005	at #21 USC	8-9 L	8	11	1/9	10	0	9	16-13-0	0-1-0	Bordes, B. (L 1-3)	318	4:01
*Mar 25, 2005	at #21 USC	W 17-1	17	22	4/1	4	3	9	17-13-0	1-1-0	Bresnehan (W 2-2)	738	3:15
*Mar 26, 2005	at #21 USC	W 2-1	2	5	0/1	8	2	(10)	18-13-0	2-1-0	Bordes, B. (W 2-3)	852	3:17
Apr 01, 2005	Wright State	W 13-1	13	16	2/1	11	1	9	19-13-0	2-1-0	Averill (W 6-2)	2163	3:17
Apr 02, 2005	Wright State	W 11-3	11	13	0/3	7	1	9	20-13-0	2-1-0	Bresnehan (W 3-2)	2273	3:10
Apr 03, 2005	Wright State	W 14-1	14	15	0/1	5	3	9	21-13-0	2-1-0	Urquidez (W 5-2)	2077	2:56
*Apr 09, 2005	at California	W 11-7	11	13	0/7	12	2	9	22-13-0	3-1-0	Bordes, B. (W 3-3)	472	3:34
Apr 09, 2005	at California	3-7 L	3	10	1/7	15	0	9	22-14-0	3-2-0	Bresnehan (L 3-3)	403	2:52
*Apr 10, 2005	at California	3-4 L	3	8	0/4	9	1	9	22-15-0	3-3-0	Urquidez (L 5-3)	513	2:58
*Apr 15, 2005	#14 Stanford	W 9-2	9	12	0/2	5	0	9	23-15-0	4-3-0	Averill (W 7-2)	2842	2:38
*Apr 16, 2005	#14 Stanford	W 6-5	6	9	2/5	9	0	9	24-15-0	5-3-0	Marotz (W 1-1)	3337	3:44
*Apr 17, 2005	#14 Stanford	W 10-9	10	11	0/9	17	1	9	25-15-0	6-3-0	Barnette (W 3-1)	3004	3:35
*Apr 22, 2005	UCLA	W 12-5	12	17	2/5	7	2	9	26-15-0	7-3-0	Marotz (W 2-1)	2543	3:29
*Apr 23, 2005	UCLA	W 16-2	16	18	0/2	7	7	9	27-15-0	8-3-0	Urquidez (W 6-3)	2687	3:45
*Apr 24, 2005	UCLA	W 10-8	10	16	1/8	11	3	9	28-15-0	9-3-0	Zinicola (W 3-2)	2259	3:53
*Apr 29, 2005	at #6 Oregon State	5-6 L	5	9	0/6	12	2	9	28-16-0	9-4-0	Averill (L 7-3)	1791	3:03
*Apr 30, 2005	at #6 Oregon State	W 3-1	3	11	0/1	5	1	9	29-16-0	10-4-0	Urquidez (W 7-3)	2012	3:27
*May 01, 2005	at #6 Oregon State	1-5 L	1	8	1/5	9	0	9	29-17-0	10-5-0	Bresnehan (L 3-4)	2120	2:51
May 04, 2005	Utah Valley State	6-9 L	6	12	2/9	12	2	9	29-18-0	10-5-0	Bordes, B. (L 3-4)	2081	3:27
*May 14, 2005	#7 Arizona	W 6-2	6	8	0/2	6	2	9	30-18-0	11-5-0	Averill (W 8-3)	3374	3:14
*May 15, 2005	#7 Arizona	7-16 L	7	9	6/16	18	2	9	30-19-0	11-6-0	Urquidez (L 7-4)	3521	3:57
*May 16, 2005	#8 Arizona	1-18 L	1	10	1/18	17	2	9	30-20-0	11-7-0	Bordes, B. (L 3-5)	3312	3:28
*May 20, 2005	at Washington	4-6 L	4	7	1/6	13	0	9	30-21-0	11-8-0	Averill (L 8-4)	619	3:11
*May 21, 2005	at Washington	3-5 L	3	7	1/5	7	0	9	30-22-0	11-9-0	Zinicola (L 3-3)	671	3:01
*May 22, 2005	at Washington	W 2-1	2	4	0/1	4	2	9	31-22-0	12-9-0	Bordes, B. (W 4-5)	642	3:01
*May 27, 2005	Washington State	W 8-2	8	11	0/2	9	0	9	32-22-0	13-9-0	Urquidez (W 8-4)	2043	2:55
*May 28, 2005	Washington State	W 16-6	16	14	1/6	13	1	9	33-22-0	14-9-0	Bordes, B. (W 5-5)	2000	3:58
*May 29, 2005	Washington State	W 7-2	7	11	2/2	7	1	9	34-22-0	15-9-0	Barnette (W 4-1)	2024	2:47
@Jun 03, 2005	East Carolina	W 9-6	9	10	2/6	12	1	9	35-22-0	15-9-0	Urquidez (W 9-4)	2280	2:58
@Jun 04, 2005	vs #24 Coastal Carolina	W 11-3	11	15	2/3	8	6	9	36-22-0	15-9-0	Averill (W 9-4)	2353	3:29
@Jun 05, 2005	#24 Coastal Carolina	W 9-5	9	16	3/5	7	2	9	37-22-0	15-9-0	Bresnehan (W 4-4)	1511	3:11
!Jun 10, 2005	at #3 CS Fullerton	2-3 L	2	3	1/3	4	0	9	37-23-0	15-9-0	Bordes, B. (L 5-6)	3654	2:51
!Jun 11, 2005	vs #3 CS Fullerton	W 6-2	6	6	1/2	8	0	9	38-23-0	15-9-0	Averill (W 10-4)	3654	3:16
!Jun 12, 2005	at #3 CS Fullerton	W 9-8	9	18	2/8	8	1	9	39-23-0	15-9-0	Urquidez (W 10-4)	3022	4:00
%Jun 17, 2005	vs #2 Nebraska	3-5 L	3	6	1/5	7	0	9	39-24-0	15-9-0	Zinicola (L 3-4)	24904	3:13
%Jun 19, 2005	vs #6 Tennessee	W 4-2	4	9	1/2	10	1	9	40-24-0	15-9-0	Bresnehan (W 5-4)	26813	3:27
%Jun 21, 2005	vs #2 Nebraska	W 8-7	8	12	0/7	12	3	(11)	41-24-0	15-9-0	Zinicola (W 4-4)	26220	4:07
%Jun 22, 2005	vs #5 Florida	W 6-1	6	9	0/1	5	0	9	42-24-0	15-9-0	Averill (W 11-4)	27452	2:53
%Jun 23, 2005	vs #5 Florida	3-6 L	3	8	0/6	8	0	9	42-25-0	15-9-0	Bordes, B. (L 5-7)	16819	3:06

* = Pac-10 game; # = Bob Schaefer Memorial Tournament \$ = Coca-Cola Classic (Surprise, Ariz.); & = Keith LeClair Classic (Greenville, N.C.) ^ = Played in Baton Rouge, La.; @ = NCAA Regional (Tempe, Ariz.) ! = NCAA Super Regional (Fullerton, Calif.); % = College World Series (Omaha, Neb.) () extra inning game

2005 Overall Stats

RECORD: 42-25 HOME:25-7 AWAY/NEUTRAL: 17-18 PAC-10: 15-9 POSTSEASON: 9-3

BY BATTING AVG.

Player	AVG	GP-GS	AB	R	H	2B	3B	HR	RBI	TB	SLG%	BB	HBP	SO	GDP	OB%	SF	SH	SB-ATT	PO	A	E	FLD%
4 Travis Buck.....	.382	67-67	288	82	110	24	3	6	43	158	.549	28	6	35	5	.446	1	6	27-36	98	40	6	.958
9 Colin Curtis.....	.342	67-67	260	52	89	14	1	2	45	111	.427	44	5	37	6	.442	3	4	17-24	103	2	3	.972
11 Jeff Larish.....	.324	67-67	250	72	81	18	1	23	67	170	.680	58	6	60	3	.457	3	3	11-15	495	31	9	.983
39 Tuffy Gosewisch..	.321	67-67	252	43	81	17	2	6	74	120	.476	28	14	35	5	.411	5	3	5-8	477	59	2	.996
6 Seth Dhaenens....	.312	54-38	154	29	48	5	0	2	31	59	.383	19	4	33	2	.399	1	5	10-12	73	121	12	.942
2 J.J. Sferra.....	.311	60-56	196	36	61	5	1	0	22	68	.347	13	4	22	2	.363	2	7	8-15	88	2	3	.968
18 Willy Fox.....	.295	45-23	105	24	31	4	1	4	27	49	.467	14	5	29	1	.400	1	0	7-10	3	0	0	1.000
5 Joey Hooft.....	.293	55-48	188	30	55	9	1	1	28	69	.367	16	4	23	5	.357	2	0	13-20	35	86	7	.945
14 Rocky Laguna.....	.283	53-29	120	24	34	10	2	1	26	51	.425	20	6	34	2	.408	1	3	10-11	37	4	2	.953
12 Andrew Romine....	.282	61-59	195	36	55	5	3	1	23	69	.354	13	2	28	3	.332	1	4	14-16	102	152	17	.937
37 Zechry Zinicola..	.276	38-26	116	13	32	5	0	2	15	43	.371	9	1	22	1	.331	1	0	0-1	110	17	5	.962
15 Joe Persichina...	.214	53-28	112	19	24	4	2	2	15	38	.339	13	2	21	4	.300	3	2	4-4	94	76	4	.977
13 Austin Stockfisch	.500	18-0	18	4	9	0	0	0	4	9	.500	1	1	3	0	.550	0	0	0-0	26	2	1	.966
25 Eric Williams....	.500	7-0	2	1	1	0	0	0	1	1	.500	1	0	1	0	.667	0	0	0-0	1	0	0	1.000
7 Vinny Biancamano.	.233	27-11	43	8	10	2	0	0	3	12	.279	5	1	12	2	.327	0	0	0-1	11	18	7	.806
16 Greg Bordes.....	.200	12-2	5	1	1	1	0	0	0	2	.400	1	0	1	1	.333	0	0	0-1	5	9	2	.875
28 Eric Sogard.....	.182	20-2	22	4	4	1	0	0	4	5	.227	4	0	4	0	.308	0	0	0-0	4	8	2	.857
36 DJ Butler.....	.167	17-3	18	1	3	0	0	0	1	3	.167	2	1	10	0	.273	1	0	1-1	3	0	0	1.000
3 Jeff Landry.....	.133	18-4	15	2	2	0	0	0	0	2	.133	4	0	6	0	.316	0	0	1-1	4	12	3	.842
49 Brett Bordes....	.000	3-0	1	0	0	0	0	0	0	0	.000	0	0	1	0	.000	0	0	0-0	6	23	2	.935
Totals.....	.310	67-67	2360	481	731	124	17	50	429	1039	.440	293	62	417	42	.396	25	37	128-176	1796	743	93	.965
Opponents.....	.275	67-67	2337	368	643	121	16	54	338	958	.410	230	60	498	51	.353	13	45	45-81	1754	823	96	.964

LOB - Team (544), Opp (521). DPs turned - Team (61), Opp (50). CI - Team (0), Opp (2). IBB - Team (21), Larish 11, Curtis 4, Gosewisch 2, Buck 2, Fox 1, Zinicola 1, Opp (14). Picked off - Curtis 2, Buck 2, Fox 1, Dhaenens 1, Hooft 1, Romine 1, Gosewisch 1.

BY EARNED RUN AVG.

Player	ERA	W-L	APP	GS	CG	SHO	CBO	SV	IP	H	R	ER	BB	SO	2B	3B	HR	AB	B/Avg	WP	HBP	BK	SFA	SHA
45 Erik Averill.....	3.39	11-4	24	20	5	1/	0	0	127.1	131	57	48	30	99	28	2	7	492	.266	5	9	1	1	9
34 Jason Urquidez...	3.93	10-4	29	17	0	0/	0	2	121.1	115	65	53	56	98	23	1	12	461	.249	6	8	3	3	9
49 Brett Bordes.....	4.24	5-7	38	4	0	0/	1	4	74.1	72	43	35	29	54	15	0	9	280	.257	2	3	1	2	7
37 Zechry Zinicola..	5.48	4-4	27	8	0	0/	0	4	64.0	56	47	39	38	55	13	1	6	236	.237	7	16	1	1	7
40 Pat Bresnehan....	5.60	5-4	31	11	1	0/	1	2	88.1	100	61	55	32	79	11	4	8	354	.282	6	13	1	2	4
50 Tony Barnette....	7.02	4-1	29	5	0	0/	0	2	50.0	71	47	39	19	53	16	1	4	217	.327	1	7	0	1	3
21 Quentin Andes....	0.00	0-0	3	0	0	0/	0	0	2.0	2	0	0	2	1	0	0	7	.286	0	1	0	0	0	0
47 Ty Marotz.....	4.18	2-1	16	1	0	0/	0	0	28.0	35	14	13	5	29	4	2	4	111	.315	0	0	0	1	0
31 Kevin Dryanski...	4.67	0-0	11	0	0	0/	0	0	17.1	24	11	9	4	8	3	3	3	66	.364	3	2	0	1	4
17 Seth Garrison....	5.50	0-0	13	1	0	0/	0	1	18.0	24	14	11	10	21	7	2	0	77	.312	1	1	1	0	2
41 Josh Satow.....	6.75	1-0	4	0	0	0/	0	0	8.0	13	9	6	5	1	1	0	1	36	.361	0	0	0	1	0
Totals.....	4.59	42-25	67	67	6	2/	1	15	598.2	643	368	305	230	498	121	16	54	2337	.275	31	60	8	13	45
Opponents.....	6.22	25-42	67	67	2	1/	1	13	584.2	731	481	404	293	417	124	17	50	2360	.310	40	62	20	25	37

PB - Team (1), Gosewisch 1, Opp (8). Pickoffs - Team (9), Zinicola 3, Urquidez 2, Gosewisch 2, Bresnehan 1, Averill 1, Opp (9). SBA/ATT - Gosewisch (42-69), Bresnehan (16-21), Averill (9-16), Urquidez (3-12), Bordes, B. (5-11), Barnette (4-6), Marotz (2-5), Zinicola (3-5), Garrison (2-3), Stockfisch (2-2), Dryanski (1-2).

2005 Awards and Honors

All-Pac-10:

Travis Buck (1st)
 Jeff Larish (1st)
 Erik Averill (honorable mention)
 Brett Bordes (honorable mention)
 Pat Bresnehan (honorable mention)
 Colin Curtis (honorable mention)
 Seth Dhaenens (honorable mention)
 Tuffy Gosewisch (honorable mention)
 Andrew Romine (honorable mention)
 J.J. Sierra (honorable mention)
 Jason Urquidez (honorable mention)

All-Pac-10 Academic:

Erik Averill (1st)
 Travis Buck (1st)
 Tuffy Gosewisch (2nd)
 Seth Dhaenens (honorable mention)
 Joe Perschina (honorable mention)
 Eric Williams (honorable mention)

Pac-10 Player/Pitcher of the Week:

Travis Buck (Mar. 1)
 Pat Bresnehan (Mar. 29)
 Travis Buck (Apr. 19)

NCBWA All-American:

Travis Buck (2nd)

Collegiate Baseball All-American:

Travis Buck (3rd)

ABCA All-West Region:

Travis Buck
 Jeff Larish

Clemens Award Watch List:

Erik Averill
 Jason Urquidez

Golden Spikes Award Watch List:

Travis Buck
 Jeff Larish

Wallace Award Watch List:

Travis Buck
 Jeff Larish

Johnny Bench Award Watch List:

Tuffy Gosewisch

NCBWA Stopper of the Year Watch List:

Zechry Zinicola

National Player of the Week:

Erik Averill (Feb. 7) - Collegiate Baseball
 Erik Averill (Feb. 8) - NCBWA

Tempe Regional All-Tournament Team:

Erik Averill (co-MOP)
 Tuffy Gosewisch (co-MOP)
 Colin Curtis
 Jeff Larish
 J.J. Sierra

All-College World Series:

Jeff Larish
 Colin Curtis
 Travis Buck
 Joey Hooft

All Coca-Cola Spring Training Classic:

Erik Averill
 Jeff Larish
 Joey Hooft
 Joe Perschina

All-Bob Schaefer Memorial Tournament:

J.J. Sierra
 Erik Averill
 Tuffy Gosewisch
 Colin Curtis
 Andrew Romine

Preseason All-Americans:

Travis Buck (*Baseball America*-1st)
 Travis Buck (*Collegiate Baseball*-3rd)
 Travis Buck (NCBWA-2nd)
 Jeff Larish (*Baseball America/Collegiate Baseball*-3rd)
 Jason Urquidez (*Collegiate Baseball*-3rd)
 Jason Urquidez (NCBWA-2nd)

SUN DEVIL BASEBALL AWARDS

Developmental MVP:

Rocky Laguna

Newcomer of the Year:

Joey Hooft/Andrew Romine/J.J. Sierra

Mr. Fireman Award:

Brett Bordes/Pat Bresnehan

Jim Henderson Courage Award:

Colin Curtis

Jim Brock/Mr. Sun Devil Award:

Seth Dhaenens

Bobby Winkles Award:

Colin Curtis

Pitcher of the Year:

Jason Urquidez/Erik Averill

Defensive MVP:

Tuffy Gosewisch/Jeff Larish

Offensive MVP:

Travis Buck/Jeff Larish

The Tillman:

Travis Buck

On Deck Circle MVP:

Tuffy Gosewisch

2005 Major League Baseball Draft:

Player	Team	Round
Travis Buck, OF	Oakland Athletics	1st (sup)
Jeff Larish, 1B	Detroit Tigers	5th
Tuffy Gosewisch, C	Philadelphia Phillies	11th
Jason Urquidez, RHP	Arizona Diamondbacks	17th
Erik Averill, LHP	Detroit Tigers	20th
Joey Hooft, INF	Texas Rangers	20th
Brett Bordes, LHP	Detroit Tigers	24th

ASU in the 2005 NCAA Statistics:

Team Stats	Rank	Actual	National Leader
Batting Average	45	.310	Coll. of Charleston (.355)
Earned Run Average	100	4.58	Long Beach St. (2.53)
Fielding Percentage	83	.965	Washington (.978)
Scoring	51	7.2	Jackson State (10.5)
Home Runs Per Game	107	.75	Towson (1.81)
Triples Per Game	102	.25	Arizona (.75)
Doubles Per Game	111	1.85	BYU (2.78)
Slugging Percentage	83	.440	BYU (.545)
Stolen Bases	24	1.91	Jackson State (3.62)
Double Plays Per Game	100	.91	Creighton (1.31)
W-L Pct	63	.627	Tulane (.824)

Individual Stats

Player	Rank	Actual
Travis Buck	62	.382
Jeff Larish	13	.34
Tuffy Gosewisch	44	1.1
Jeff Larish	86	1.0
Travis Buck	66	.36
Travis Buck	69	.4
Travis Buck	16	1.22
Jeff Larish	72	1.07
Jeff Larish	36	.680
Jeff Larish	15	.87
Colin Curtis	74	.66
Erik Averill	20	11
Jason Urquidez	28	10



Pac-10 Review

2005

2005 PAC-10 BASEBALL STANDINGS

	CONFERENCE			OVERALL		
	W	L	PCT	W	L	PCT
Oregon State*%@#19	5	7	.792	46	12	.793
Arizona%	17	7	.708	39	21	.650
USC*%@	15	9	.625	41	22	.651
Arizona State*%@#	15	9	.625	42	25	.627
California	13	11	.542	34	23	.596
Washington	12	12	.500	33	22	.600
Stanford%	12	12	.500	34	25	.576
UCLA	4	20	.200	15	41	.268
Washington State	1	23	.042	21	37	.362

* Pac-10 Champion; % NCAA Regional
 @ NCAA Super Regional; # College World Series

2005 PAC-10 ACADEMIC TEAM

First Team

Name	School	Yr.	GPA	Major
Erik Averill	ASU	Jr.	3.52	Finance
Brett Bannister	USC	Jr.	3.67	Business
Scott Botterman	UCLA	Jr.	3.48	Bus. Econ.
Travis Buck	ASU	Jr.	3.31	Management
Matthew Einspahr	CAL	Sr.	3.32	Sociology
Chris Jensen	UCLA	Jr.	3.54	Civil Engineering
Zach Kosturos	WSU	Jr.	3.52	Communications
Jon Meloan	ARIZ	Jr.	3.43	Eng. Management
Chris Minaker	STAN	Jr.	3.73	Sociology
Mark Romanczuk	STAN	Jr.	3.48	Economics

Second Team

Name	School	Yr.	GPA	Major
Mitch Canham	OSU	So.	3.47	Bus. Admin.
Jason Freeman	WSU	Sr.	3.25	Bus. Admin.
Tuffy Gosewisch	ASU	Sr.	3.21	Marketing
Kevin Guyette	ARIZ	Sr.	3.20	Bus. Mngmt.
Blake Holler	STAN	So.	3.37	Undeclared
Ty Marotz	ASU	Sr.	3.32	Interdisc. Study
David Dowling	WASH	Sr.	3.31	Economics
Billy Hart	USC	Jr.	3.28	Business
Matt Manship	STAN	Jr.	3.28	Economics
Jim Rapoport	STAN	So.	3.19	Undeclared



Travis Buck

2005 ALL-PAC-10 TEAM

CO-PLAYERS OF THE YEAR: Trevor Crowe, Arizona
 Jacoby Ellsbury, Oregon State

PITCHER OF THE YEAR: Ian Kennedy, USC

FRESHMAN OF THE YEAR: Darwin Barney, Oregon State

COACH OF THE YEAR: Pat Casey, Oregon State

Name	School	Pos.	Yr.
Brennan Boesch	CAL	OF	So.
Jordan Brown	ARIZ	1B	Jr.
Travis Buck (2)	ASU	OF	Jr.
Dallas Buck	OSU	RHP	So.
Jeff Clement (3)	USC	C	Jr.
Brady Everett	WSU	C	Sr.
Jeff Gilmore	STAN	RHP	Jr.
Kevin Gunderson	OSU	RP	So.
Nick Hundley	ARIZ	C	Jr.
Andy Jenkins	OSU	1B	Sr.
Jeff Larish (2)	ASU	1B	Sr.
Brent Lillibridge (3)	WASH	INF	Jr.
Tim Lincecum (2)	WASH	RHP	So.
Jed Lowrie (2)	STAN	INF	Jr.
John Mayberry Jr. (2)	STAN	1B	Jr.
Mark Melancon	ARIZ	RP	So.
Jonah Nickerson	OSU	RHP	So.
Josh Satin	CAL	INF	Fr.
Travis Talbott	CAL	RP	Sr.
Jeff Van Houten (2)	ARIZ	OF	So.

(2) - Two-time All-Conference selection. (3) - Three-time All-Conference selection

ASU HONORABLE MENTION (9)

Erik Averill, Brett Bordes, Pat Bresnehan, Colin Curtis,
 Seth Dhaenens, Tuffy Gosewisch, Andrew Romine, J.J. Sierra, Jason Urquidez

PAC-10 BATTING LEADERS

Team Batting Avg.	
Arizona	.328
Oregon State	.316
Arizona State	.310
Washington	.292
California	.291
USC	.290
Stanford	.287
Washington State	.285
UCLA	.254

Individual Batting Avg.

Matt Hague, Washington	.419
Jacoby Ellsbury, Oregon State	.406
Trevor Crowe, Arizona	.403
Andy Jenkins, Oregon State	.388
Travis Buck, Arizona State	.382
Chris Jensen, UCLA	.368
Zach Franklin, Washington State	.364
Brennan Boesch, California	.355
Nick Hundley, Arizona	.352
Josh Satin, California	.348

Buck led the league with 110 hits and was third with 24 doubles.

PAC-10 PITCHING LEADERS

Team Pitching (ERA)

Oregon State	3.06
Stanford	3.77
California	4.08
USC	4.09
Washington	4.13
Arizona	4.37
Arizona State	4.59
UCLA	5.65
Washington State	6.17

Individual Pitching (ERA)

Dallas Buck, Oregon State	2.09
Jonah Nickerson, Oregon State	2.13
Ian Kennedy, USC	2.54
Mark Melancon, Arizona	2.58
Kevin Gunderson, Oregon State	2.76
Tim Lincecum, Washington	3.11
Erik Averill, Arizona State	3.39
Eric Dworkis, California	3.41
Michael Cooper, California	3.47
Jon Meloan, Arizona	3.70

PAC-10 FIELDING LEADERS

Team Fielding Pct.

Washington	.978
Stanford	.977
California	.974
USC	.971
Oregon State	.969
Arizona	.966
Arizona State	.965
Washington State	.957
UCLA	.953

Pac-10 in the NCAA Tournament:

The Pac-10 sent five teams to the NCAA Tournament in both 1990, 1997 and last season. It sent a record six teams in 1992. At least four teams have been sent to the tourney 13 different years. Last season, Arizona State, Oregon State, USC, Stanford and Arizona all advanced to the postseason, with the Sun Devils and Beavers earning CWS bids. Since 1983, the Pac-10 has sent at least three teams into postseason play every year.

NCAA College World Series Appearances:

USC	21
Arizona State	19
Stanford	15
Arizona	15
California	5
Washington State	4
UCLA	2
Oregon State	2

NCAA College World Series Titles:

USC	12
Arizona State	5
Arizona	3
California	2
Stanford	2

In The Pros 2005 TEAMS AND STATISTICS

Sun Devils in the Majors (8)

Players	MLB Team	AVG.	AB	R	H	2B	3B	HR	RBI
Willie Bloomquist, UTL	Seattle Mariners	.257	249	27	64	15	2	0	22
Barry Bonds, LF	San Francisco Giants	.286	42	8	12	1	0	10	28
Jacob Cruz, OF	Cincinnati Reds	.236	127	12	30	10	0	4	18
Chris Duffy, OF	Pittsburgh Pirates	.341	126	22	43	4	2	1	9
Paul Lo Duca, C	Florida Marlins	.283	445	45	126	23	1	6	57
Fernando Viña, 2B	Detroit Tigers	Missed entire 2005 season due to injury							
Pitchers	Team	W-L	ERA	G	SV	IP	H		
Mike Esposito, P	Colorado Rockies	0-2	6.75	3	21	14.2	21	9	5
Jon Switzer, P	Tampa Bay Devil Rays	0-0	7.45	2	0	4.0	5	7	5

Sun Devils in the Minors (40)

Pitchers	Team (Class)	W-L	ERA	G	SV	IP	H	BB	SO
Erik Averill	GCL Tigers (R)	1-2	1.59	9	0	22.2	12	7	18
Ryan Coffin*	South Bend (A)	1-0	3.32	14	0	19.0	12	10	21
	Lancaster (A)	4-2	6.28	33	2	43.0	51	13	45
Mike Esposito	Colorado Springs (AAA)	8-9	5.49	27	0	155.2	197	41	94
Aaron Klusman	Ogden (R)	4-2	3.09	20	0	32.0	35	10	24
Jered Liebeck	Lancaster (A)	1-1	5.81	18	1	26.1	34	14	24
Gabe Molina	Colorado Springs (AAA)	1-2	3.86	12	0	16.1	16	8	11
	San Luis Potosi (AAA)	7-9	5.86	34	6	110.2	127	55	80
Josh Perrault	South Bend (A)	7-2	2.07	45	0	78.1	61	19	63
Dennis Sarfate*	Huntsville (AA)	9-9	3.88	24	0	130.0	120	59	110
	Nashville (AA)	0-1	2.25	2	0	12.0	6	4	10
Ryan Schroyer*	Greenville (A)	3-3	2.91	26	4	58.2	52	18	45
	Wilmington (A)	1-1	4.50	13	1	26.0	30	14	22
Mark Sopko	Lansing (A)	0-1	2.94	23	4	33.2	38	14	24
	Dunedin (A)	0-1	7.20	13	2	15.0	23	8	14
Jon Switzer	Montgomery (AA)	3-1	3.45	6	0	31.1	33	5	20
	Durham (AAA)	0-5	7.11	17	0	44.1	64	22	28
Ben Thurmond	Augusta (A)	5-4	3.72	19	0	65.1	72	15	59
	San Jose (A)	2-3	6.64	5	0	20.1	29	11	10
Andy Torres*	Jupiter (A)	4-1	3.53	6	0	35.2	36	12	27
	Carolina (AA)	0-0	3.86	1	0	4.2	4	2	2
Jason Urquidez	Yakima (A)	1-1	1.80	11	0	15.0	14	7	19
Beau Vaughan	Greenville (A)	2-5	5.81	11	0	52.2	72	22	39
Players	Team (Class)	AVG.	AB	R	H	2B	3B	HR	RBI
Rod Allen*	Staten Island (A)	.235	17	2	4	0	1	0	1
	Charleston (A)	.185	54	5	10	3	0	0	2
	Tampa (A)	.282	39	4	11	1	0	1	4
Josh Asanovich	Southwest Michigan (A)	.248	278	41	69	14	2	1	31
	Visalia (A)	.338	145	23	49	10	0	4	14
Travis Buck	Vancouver (A)	.361	36	7	13	1	0	2	9
	Kane County (A)	.341	123	17	42	13	0	1	22
Brooks Conrad	Corpus Christi (AA)	.234	77	13	18	6	1	2	11
	Round Rock (AAA)	.263	418	84	110	22	3	21	57
Dustin Delucchi*	Mobile (AA)	.280	107	11	30	5	0	0	8
	Tacoma (AAA)	.244	82	12	20	1	0	1	5
	Portland (AAA)	.305	197	49	60	17	2	2	15
Chris Duffy	Indianapolis (AAA)	.308	308	55	95	13	7	7	31
Jeff Duncan	Mobile (AA)	.300	70	12	21	3	2	2	7
	Binghamton (AA)	.245	278	33	6	9	4	5	26
	Norfolk (AAA)	1.000	1	2	1	0	0	0	0
Andre Ethier	Midland (AA)	.319	505	104	161	30	3	18	80
	Sacramento (AAA)	.267	15	0	4	1	0	0	2
Sergio Garcia	Jacksonville (AA)	.248	234	30	58	8	0	4	38
Steve Garrabrants	Lancaster (A)	.318	358	79	114	28	5	7	58
Tuffy Gosewisch	Batavia (A)	.241	29	2	7	0	0	0	3
Joey Hooft	Spokane (A)	.225	218	26	49	8	1	1	20
Mitch Jones	Columbus (AAA)	.268	489	82	131	30	3	27	79
Bryce Kartler	Tampa (A)	.189	122	13	23	2	0	1	9
Mike Kelly	Columbus (AAA)	.253	297	49	75	13	0	15	50
Ian Kinsler*	Oklahoma (AAA)	.274	530	102	145	28	2	23	94
Jeff Larish	GCL Tigers (R)	.222	18	1	4	1	0	0	4
	Oneonta (A)	.297	64	16	19	3	0	6	13
Cody McKay	Memphis (AAA)	.213	47	4	10	2	0	1	5
Casey Myers	Midland (AA)	.340	203	31	69	11	0	7	42
Dustin Pedroia	Portland (AA)	.324	256	39	83	19	2	8	40
	Pawtucket (AAA)	.255	204	39	52	9	1	5	24
Trent Pratt*	Reading (AA)	.196	219	27	43	8	1	2	18
Jay Sitzman	Visalia (A)	.268	224	29	60	13	5	1	26
	Montgomery (AA)	.169	77	7	13	2	0	0	4
Mel Stocker	High Desert (A)	.231	26	3	6	0	1	0	4
	Wichita (AA)	.245	277	35	68	6	10	2	27
Nick Walsh	Charleston (A)	.327	128	16	27	3	0	1	12
	Tampa (A)	.227	88	9	20	0	0	1	5
	Trenton (AA)	.450	20	4	9	1	0	0	2
Jeremy West	Portland (AA)	.267	472	48	126	32	3	10	50

*indicates did not finish college career at Arizona State.



Dustin Pedroia



Chris Duffy



Brooks Conrad



Andre Ethier



Mitch Jones



Bryce Kartler

SUN DEVIL History



1962 PITCHING STAFF



SCOTT REID



MIKE GALLAGHER




THE MILLION DOLLAR OUTFIELD

JIM AUSTIN

MIKE KELLY


TOMMY ADAMS



REGGIE JACKSON



ROGER KUDRON



PAUL RAY POWELL AND J.D. HILL

Year-By-Year

RESULTS AND STATISTICS (1959-2005)

Year	Coach	Season			Conference			Finish*	Rank#	CWS	STATISTICS (1959-2005)							Opp Runs	Opp HR	Opp ERA	Fld. Pct.
		W	L	Pct.	W	L	Pct.				Year	G	R	H	HR	BA	SB				
1959	Bobby Winkles	28	18	.609	—	—	—	—	UR	DNP	1959	46	318	414	24	.276	64	222	15	3.37	.938
1960	Bobby Winkles	32	13	.711	—	—	—	—	7	DNP	1960	45	399	477	49	.308	52	220	24	4.10	.951
1961	Bobby Winkles	36	13	.735	—	—	—	—	13	DNP	1961	49	407	500	47	.301	36	235	39	3.69	.970
1962	Bobby Winkles	27	18	.600	—	—	—	—	26	DNP	1962	45	281	369	9	.239	47	200	10	2.71	.932
1963	Bobby Winkles	34	13	.723	7	5	.583	2	20	DNP	1963	47	308	405	27	.266	63	183	17	2.60	.941
1964	Bobby Winkles	44	7	.863	11	1	.917	1	5	6	1964	51	432	535	31	.311	94	171	7	2.32	.951
1965	Bobby Winkles	54	8	.871	9	3	.750	1	1	1	1965	62	483	590	45	.292	81	186	10	2.36	.959
1966	Bobby Winkles	41	11	.788	7	5	.583	2	17	DNP	1966	52	394	528	52	.298	74	203	27	3.00	.955
1967	Bobby Winkles	53	12	.815	7	5	.583	1	1	1	1967	65	420	612	50	.282	79	198	24	2.03	.960
1968	Bobby Winkles	39	14	.736	6	6	.500	2	17	DNP	1968	53	305	503	33	.289	88	159	16	2.43	.965
1969	Bobby Winkles	56	11	.836	15	3	.833	1	1	1	1969	67	469	669	47	.298	119	195	18	2.37	.964
1970	Bobby Winkles	30	22	.577	9	9	.500	2	UR	DNP	1970	52	276	442	19	.261	44	208	10	2.98	.967
1971	Bobby Winkles	50	13	.794	15	3	.833	1	18	DNP	1971	63	447	701	47	.321	67	211	15	2.76	.974*
1972	Jim Brock	64	6	.914	18	0	1.000	1	2	2	1972	70	563	782	44	.320	119	154	20	1.76*	.972
1973	Jim Brock	59	8	.881	16	1	.941	1	2	2	1973	67	566	808	44	.333	82	215	19	2.38	.960
1974	Jim Brock	39	24	.619	12	6	.667	2	19	DNP	1974	63	446	638	44	.291	64	304	17	3.98	.957
1975	Jim Brock	61	13	.824	16	2	.889	1	3	3	1975	74	594	808	76	.311	108	248	18	2.35	.959
1976	Jim Brock	65	10	.867	17	1	.944	1	3	3	1976	75*	694*	927*	87	.344	104	286	23	3.00	.963
1977	Jim Brock	57	12	.826	15	3	.833	1	1	1	1977	69	633	836	72	.347	110	299	32	3.44	.956
1978	Jim Brock	56	12	.824	15	3	.833	1	2	2	1978	68	680	860	102	.347	62	349	40	4.20	.957
1979	Jim Brock	32	31	.508	8	22	.267	6	UR	DNP	1979	63	441	699	51	.315	45	395	34	5.15	.949
1980	Jim Brock	38	25	.606	15	15	.500	3	UR	DNP	1980	64	518	695	99	.308	49	404	36	5.16	.942
1981	Jim Brock	55	13	.809	26	4	.867	1	1-1	1	1981	68	694*	867	110*	.356*	162	405	46	4.65	.960
1982	Jim Brock	58	15	.795	23	5	.821	1	9-3	DNP	1982	73	622	804	79	.322	163*	317	29	3.68	.969
1983	Jim Brock	44	24	.647	17	13	.567	2	3	3	1983	68	490	705	56	.297	117	342	55	4.04	.958
1984	Jim Brock	55	20	.733	23	7	.767	1	4	4	1984	75*	620	873	108	.328	135	414	45	4.07	.952
1985	Jim Brock	31	35	.469	15	15	.500	4	UR	DNP	1985	66	507	733	108	.311	74	516*	88*	6.51	.948
1986	Jim Brock	34	28	.548	11	19	.367	5	UR	DNP	1986	62	448	630	84	.295	60	466	77	6.61	.955
1987	Jim Brock	40	27	.597	16	14	.533	2	8	7	1987	67	488	691	105	.293	90	340	55	4.17	.961
1988	Jim Brock	60	13	.822	21	9	.700	1	2-2	2	1988	73	647	870	100	.329	85	333	44	3.68	.965
1989	Jim Brock	42	19	.686	19	11	.633	2	11	DNP	1989	61	424	694	59	.317	89	279	47	3.68	.962
1990	Jim Brock	52	16	.765	20	10	.667	2	5	DNP	1990	68	552	772	101	.316	104	314	41	3.48	.959
1991	Jim Brock	35	27	.565	12	18	.400	5	UR	DNP	1991	62	465	668	79	.305	80	434	59	5.84	.947
1992	Jim Brock	32	24	.571	14	16	.467	3	UR	DNP	1992	56	394	596	51	.306	50	324	41	4.64	.957
1993	Jim Brock	46	20	.697	19	11	.633	1	0	7	1993	66	581	820	97	.333	64	365	50	4.41	.960
1994	Jim Brock	45	18	.714	20	10	.667	2	4	3	1994	63	498	748	76	.324	81	323	33	4.05	.958
1995	Pat Murphy	34	21	.618	13	17	.433	4	UR	DNP	1995	55	395	595	35	.307	100	328	36	4.68	.964
1996	Pat Murphy	35	21	.625	14	16	.467	4	25	DNP	1996	56	552	702	73	.338	57	368	53	5.29	.965
1997	Pat Murphy	39	22	.639	16	14	.533	4	11	DNP	1997	61	540	735	56	.326	87	391	63	5.07	.962
1998	Pat Murphy	41	23	.641	18	11	.621	3	2	2	1998	64	557	723	57	.318	120	386	75	5.05	.967
1999	Pat Murphy	39	21	.650	12	12	.500	5	UR	DNP	1999	60	679	782	67	.356*	130	347	50	4.94	.960
2000	Pat Murphy	44	15	.746	17	7	.708	T-1	12	DNP	2000	59	647	738	86	.346	92	312	55	4.62	.971
2001	Pat Murphy	37	20*	.647	14	10	.583	T-3	22	DNP	2001	58	479	669	33	.327	111	301	43	4.56	.962
2002	Pat Murphy	37	21	.638	15	9	.625	3	19	DNP	2002	58	450	618	38	.310	84	297	36	4.40	.967
2003	Pat Murphy	54	14	.794	16	8	.667	2	7	DNP	2003	68	682	858	80	.347	74	256	42	3.32	.973
2004	Pat Murphy	41	18	.695	13	11	.542	T-4	20	DNP	2004	59	465	670	50	.325	56	320	47	4.71	.973
2005	Pat Murphy	42	25	.627	15	9	.625	3	3	3	2005	67	481	731	50	.310	128	368	54	4.59	.965

Total 47 years 2,067 835* .712 637 379 .627 — —

17 league championships, 19 CWS appearances, 5 NCAA titles

Ranking is highest out of three polls

* Includes one tie

* League is Pac-10 or WAC (Pac-10 1979-present)

Final collegiate baseball poll listed from 1959 to 1980 (1960 is AP poll)

Totals 2,903 23,431 32,089 2,909 .xxx 4,044 14,091 1,735 x.xx —

* School record

ASU BASEBALL HEAD COACHING RECORDS

Bobby Winkles524-173, .752 (1959-71)

Jim Brock1,100-440, .714 (1972-94)


Pat Murphy.....443-221-1 (163-124 Pac-10), (1995-present)

The Early Years

ASU BASEBALL 1907-1958



John Regoli



Lattie Coor Sr.



1918 baseball team

Year	Record	Coach
1907	7-2	Fred Ayer
1908	4-8-1	Fred Ayer
1909	10-6	Fred Ayer
1910	12-3	Fred Ayer
1911	4-3	Fred Ayer
1912	13-4	John Spikes
1913	10-1	John Spikes
1914	6-5	Horace Griffen
1915	2-8	George Schaeffer
1916	6-5	George Schaeffer
1917	2-6	George Schaeffer
1918	6-1	George Cooper
1919	1-8	George Cooper
1920	7-3	George Cooper
1921	17-2	George Cooper
1922	10-2	George Cooper
1923	5-5	Ernest Willis
1924	4-5-1	Aaron McCreary
1925	2-8	Aaron McCreary
1926	1-9	Aaron McCreary
1927	8-3	Leslie Fairbanks
1928	6-5	Aaron McCreary
1929	5-6	Leslie Fairbanks
1930	2-9	Aaron McCreary
1931	5-10	Aaron McCreary
1932	5-7	Joe Selleh
1933	4-12	Joe Selleh
1934	7-10	Joe Selleh

1935	5-7	Joe Selleh
1936	8-8	Joe Selleh
1937	4-5	Earl Pomeroy
1938	7-8	Tom Lilloco
1939	Did Not Play	
1940	5-9	Bill Kajikawa
1941	Did Not Play	
1942	4-5-1	Nick Johnson
1943	DNP—WWII	
1944	DNP—WWII	
1945	DNP—WWII	
1946	6-6	Bill Kajikawa
1947	8-8	Bill Kajikawa
1948	13-10	Bill Kajikawa
1949	6-7	Bill Kajikawa
1950	11-10	Bill Kajikawa
1951	7-15	Bud Younger
1952	6-14	Bill Kajikawa
1953	5-18-1	Jack Machtloff
1954	5-6	Bob White
1955	14-9	Melvin Erickson
1956	14-12	Melvin Erickson
1957	15-16-1	Melvin Erickson
1958	19-16	Melvin Erickson



Head CoachesRecord (Yrs.)

Fred Ayer	37-22-1 (1907-11)
John Spikes	23-5 (1912-13)
Horace Griffen	6-5 (1914)
George Schaeffer	10-19 (1915-17)
George Cooper	41-16 (1918-22)
Ernest Willis	5-5 (1923)
Aaron McCreary	20-46-1 (1924-26, 28, 30-31)
Leslie Fairbanks	13-9 (1927, 29)
Joe Selleh	29-44 (1932-36)
Earl Pomeroy	4-5 (1937)
Tom Lilloco	7-8 (1938)
Nick Johnson	4-5-1 (1942)
Bill Kajikawa	55-64 (1940, 46-50, 52)
Bud Younger	7-15 (1951)
Jack Machtloff	5-18-1 (1953)
Bob White	5-6 (1954)
Melvin Erickson	62-53-1 (1955-58)

Early Record (1907-1958): 333-345-5 (47)
Modern Record (1959-2004): 2,067-834-1 (47)
Overall ASU Baseball Record: 2,400-1,179-6 (94)

Yearly Leaders 1959-2005

Batting Average

1959	John Regoli356
1960	John Regoli366
1961	Roger Tomlinson342
1962	Phil Groover303
1963	Luis Lagunas331
1964	Jack Handley356
1965	Rick Monday359
1966	Jim Armstrong339
1967	Ron Davini311
1968	Fred Nelson351
1969	Paul Ray Powell366
1970	Lenny Randle335
1971	Roger Schmuck434
1972	Alan Bannister380
1973	Clay Westlake382
1974	Elliot "Bump" Wills383
1975	Jerry Maddox365
1976	Ken Landreaux406
1977	Bob Horner389
1978	Hubie Brooks432
1979	John Freitas397
1980	Alvin Davis370
1981	Mike Sodders424
1982	Kevin Romine406
1983	Steve Moses354
1984	Oddibe McDowell405
1985	George Lopez379
1986	Ted Dyson379
1987	Tim Spehr328
1988	Martin Peralta369
1989	Anthony Manahan387
1990	Fernando Viña387
1991	Mike Kelly373
1992	Brett Weinberger367
1993	Paul Lo Duca446
1994	Jacob Cruz393
1995	Robbie Kent341
1996	Dan McKinley386
1997	Dan McKinley423
1998	Willie Bloomquist414
1999	Mark Ernerst439
2000	Casey Myers412
2001	Casey Myers395
2002	Jon Sheaffer364
2003	Dustin Pedroia404
2004	Dustin Pedroia393
2005	Travis Buck382

Home Runs

1959	Three players4
1960	J. Jacobs, J. Regoli6
1961	Roger Tomlinson10
1962	Paul Runge3
1963	Tony Alesci6
1964	Luis Lagunas6
1965	Rick Monday11
1966	Reggie Jackson15
1967	Scott Reid11
1968	Lenny Randle6
1969	Paul Ray Powell11
1970	Roger Schmuck9
1971	Roger Schmuck12
1972	Alan Bannister13
1973	Dick Harris8
1974	Elliot "Bump" Wills8
1975	Jerry Maddox20
1976	Ken Landreaux15
1977	Bob Horner22
1978	Bob Horner25
1979	Mike Anicich11
1980	Stan Holmes17
1981	Mike Sodders22
1982	Chris Johnston18

1983	Barry Bonds11
1984	Oddibe McDowell23
1985	Barry Bonds23
1986	Rick Morris19
1987	Tony Mattia21
1988	Tim Spehr20
1989	Mike Kelly10
1990	Mike Kelly15
1991	Austin Kelly21
1992	Todd Steverson12
1993	Todd Cady19
1994	Scott Shores21
1995	Robbie Kent7
1996	Robbie Kent12
1997	Dan McKinley15
1998	Andrew Beinbrink12
1999	Andrew Beinbrink14
2000	Mitch Jones27
2001	Casey Myers7
2002	Jeremy West13
2003	Jeff Larish18
2004	Dustin Pedroia9
	Travis Buck9
2005	Jeff Larish23

RBI

1959	John Jacobs36
1960	John Jacobs49
1961	Roger Tomlinson56
1962	Paul Runge30
1963	Luis Lagunas36
1964	Luis Lagunas49
1965	Luis Lagunas68
1966	Reggie Jackson65
1967	Dave Grangaard44
1968	D. Grangaard, L. Randle29
1969	Paul Ray Powell73
1970	Roger Schmuck45
1971	Roger Schmuck80
1972	Alan Bannister90
1973	Dick Harris72
1974	Clay Westlake64
1975	Jerry Maddox89
1976	Ken Landreaux93
1977	Bob Horner87
1978	Chris Bando102
1979	Mike Anicich57
1980	Stan Holmes61
1981	Mike Sodders100
1982	Alvin Davis91
1983	Barry Bonds54
1984	Oddibe McDowell74
1985	Barry Bonds66
1986	Rick Morris65
1987	Tony Mattia61
1988	Dan Rumsey91
1989	Mike Kelly56
1990	Mike Kelly82
1991	Jim Austin64
1992	Doug Newstrom48
1993	Paul Lo Duca88
1994	Antone Williamson74
1995	Darren Troilo54
1996	Robbie Kent68
1997	Andrew Beinbrink72
1998	Andrew Beinbrink85
1999	Andrew Beinbrink85
2000	Casey Myers97
2001	Casey Myers69
2002	Jeremy West71
2003	Jeff Larish95
2004	Travis Buck58
2005	Tuffy Gosewich74

Pitching Wins

1959	J. Kostyk, R. Barnson6
1960	Mike Tatum9-3
1961	Roger Barnson9-2
1962	S. Slaughter, P. Lovrich6
1963	Sterling Slaughter11-2
1964	Skip Hancock13-2
1965	Jim Merrick13-2
1966	Jeff Pentland10-3
1967	Gary Gentry17-1
1968	Joe Arnold11-3
1969	Larry Gura19-2
1970	Craig Swan8-4
1971	Craig Swan14-4
1972	Craig Swan16-1
1973	J. Otten, E. Bane15-1
1974	Jim Peterson10-2
1975	Floyd Bannister15-4
1976	Floyd Bannister19-2
1977	Jerry Vasquez12-2
1978	Ken Jones13-2
1979	Ken Jones8-9
1980	Kevin Dukes10-5
1981	Kendall Carter19-1
1982	Mike Hogan13-2
1983	Kendall Carter12-2
1984	Mike Thorpe13-2
1985	Charles Scott6-7
1986	Tony Harris8-2
1987	Mike Schwabe12-7
1988	Linty Ingram17-5
1989	Dave Alexander12-2
1990	Todd Douma16-3
1991	Doug Newstrom10-2
1992	Jeff Matranga10-7
1993	Marc Barcelo12-4
1994	Noah Peery11-2
1995	Kaipo Spenser8-5
1996	Jason Bond7-5
1997	Jeff Cermak7
1998	Three players8
1999	Will Waldrip10
2000	Jon Switzer11
2001	Andy Torres13
2002	Mike Esposito9
2003	Beau Vaughan10
2004	Jason Urquidez12
2005	Erik Averill11

ERA

1959	Jim Sims1.63
1960	Roger Barnson1.99
1961	Roger Barnson2.15
1962	Gary Graham1.54
1963	Sterling Slaughter1.56
1964	Skip Hancock1.35
1965	Alan Schmelz1.31
1966	Jeff Pentland2.16
1967	Gary Gentry1.14
1968	Joe Arnold1.67
1969	Larry Gura1.01
1970	Mike Hansen1.19
1971	Eddie Bane2.18
1972	Eddie Bane0.99
1973	Jim Otten1.39
1974	Jim Peterson2.69
1975	Floyd Bannister1.66
1976	Floyd Bannister1.45
1977	Jerry Vasquez1.92
1978	Jeff Ahern3.49
1979	Kevin Dukes3.61
1980	Ken Jones4.17
1981	Kendall Carter2.86
1982	Jim Jefferson2.92

1983	Kendall Carter3.07
1984	Mike Thorpe2.94
1985	Royal Clayton4.89
1986	Tony Harris5.62
1987	Mike Schwabe2.99
1988	Brian Dodd2.25
1989	David Cassidy2.25
1990	Sean Rees2.67
1991	Gary Tatterson3.57
1992	Doug Newstrom3.59
1993	Marc Barcelo2.72
1994	Noah Peery2.76
1995	Kaipo Spenser3.05
1996	Richy Leon3.42
1997	Richy Leon2.01
1998	Chuck Crumpton3.00
1999	Charlie Williamson3.73
2000	Jon Switzer3.89
2001	Drew Friedberg2.03
2002	Ryan Schroyer2.37
2003	Ryan Schroyer1.53
2004	Zechry Zinicola3.36
2005	Erik Averill3.39

Strikeouts

1959	Roger Kudron61
1960	Roger Barnson61
1961	Harley Anderson68
1962	S. Slaughter, H. Anderson67
1963	Sterling Slaughter154
1964	Skip Hancock177
1965	Jim Merrick111
1966	Jeff Pentland87
1967	Gary Gentry229
1968	Larry Gura102
1969	Larry Gura196
1970	C. Swan, M. Hansen102
1971	Eddie Bane130
1972	Eddie Bane213
1973	Eddie Bane192
1974	John Poloni78
1975	Floyd Bannister217
1976	Floyd Bannister213
1977	Darrell Jackson107
1978	Jeff Ahern88
1979	Ken Jones100
1980	Kevin Dukes101
1981	Kevin Dukes107
1982	J. Jefferson, M. Hogan69
1983	Jim Jefferson87
1984	Doug Henry93
1985	Gilbert Villanueva62
1986	Tony Harris74
1987	Linty Ingram118
1988	Linty Ingram153
1989	Oscar Rivas115
1990	Sean Rees162
1991	Sean Rees128
1992	Jeff Matranga121
1993	Marc Barcelo113
1994	Noah Peery105
1995	Kaipo Spenser112
1996	Jason Bond62
1997	Ryan Mills103
1998	Ryan Mills140
1999	Will Waldrip103
2000	Jon Switzer121
2001	Jon Switzer128
2002	Mike Esposito93
2003	Beau Vaughan105
2004	Jason Urquidez94
2005	Erik Averill99

SUN DEVIL BASEBALL 2006

NCAA CHAMPIONS: 1965, 1967, 1969, 1977, 1981

All-Time Lineups

Catcher	1959 (28-18) Slonac (.233)	1960 (32-13) Linthicum (.267)	1961 (36-13) Gorman (.273)	1962 (27-18) Gorman (.185)	1963 (34-13) Alessci (.276)	1964 (44-7) Stadler (.403)	1965 (54-8) Alessci (.272)	
First Base	Jacobs (.310)	Jacobs (.344)	Runge (.333)	Runge (.270)	Westley (.188)	Kleinman (.348)	Kleinman (.327)	
Second Base	Regoli (.356)	Ramirez (.254)	Matsik (.326)	Handley (.212)	Handley (.215)	Lagunas (.340)	Lagunas (.307)	
Third Base	Wilson (.240)	Regoli (.366)	Brion (.333)	Groover (.303)	Ruedy (.302)	Bando (.344)	Bando (.300)	
Shortstop	Ruiz (.352)	Tomlinson (.332)	Tomlinson (.342)	S. Smith (.191)	Lagunas (.331)	Ruedy (.264)	Armstrong (.235)	
Outfield	Urban (.279)	Lefebre (.276)	Littleton (.326)	Westley (.295)	Starkins (.278)	Handley (.356)	Monday (.359)	
Outfield	Cope (.189)	Littleton (.276)	Ikeda (.320)	Ikeda (.277)	Heiden (.311)	Heiden (.287)	Dyer (.325)	
Outfield	Hanna (.230)	Saunders (.333)	Lefebre (.252)	Starkins (.333)	Oliver (.226)	Hyde (.320)	Gretta (.287)	
Pitcher	Sims (4-4)	Barnson (8-2)	Tatum (7-2)	Graham (4-4)	Slaughter (11-2)	Hancock (13-2)	Pavlik (12-0)	
Pitcher	Kostyk (6-4)	Kudron (5-1)	Barnson (9-2)	Slaughter (6-3)	Graham (6-3)	Cook (12-1)	Merrick (13-2)	
Pitcher	Kudron (5-3)	Tatum (9-3)	Slaughter (6-4)	Lovrich (6-4)	Cook (9-1)	Lea (6-2)	Lea (11-3)	
Pitcher	Barnson (6-4)	Miller (5-4)	Anderson (5-3)	Anderson (5-2)	L. Smith (2-3)	Merrick (4-0)	Schmelz (7-1)	
Pitcher	Hochevar (1-0)	Kavgjan (3-2)	Cook (4-1)	L. Smith (3-2)	Nemecek (3-0)	MacDougal (4-1)	Nurnberg (7-1)	
Head Coach	Winkles	Winkles	Winkles	Winkles	Winkles	Winkles	Winkles	
Catcher	1966 (41-11) Dyer (.326)	1967 (53-12) Davini (.311)	1968 (39-14) Davini (.311)	1969 (56-11) Cotton (.335)	1970 (30-22) Mantlo (.236)	1971 (50-13) Mantlo (.304)	1972 (64-6) Myers (.333)	1973 (59-8) Myers (.353)
First Base	Kleinman (.335)	Bobb (.282)	Paulson (.285)	Osborn (.284)	Osborn (.235)	Schmuck (.434)	Mantlo (.346)	Westlake (.382)
Second Base	Smitheran (.328)	Nelson (.284)	Nelson (.351)	Randle (.225)	Randle (.335)	Reed (.299)	Reed (.344)	Berger (.361)
Third Base	Lind (.202)	Grangaard (.264)	Grangaard (.318)	Brenner (.254)	Valley (.322)	Valley (.304)	Valley (.362)	Oscarson (.344)
Shortstop	Armstrong (.339)	Lind (.263)	Randle (.298)	Detter (.302)	Bannister (.248)	Bannister (.376)	Bannister (.380)	Wills (.289)
Outfield	Jackson (.327)	Reid (.301)	Powell (.366)	Powell (.366)	Atwell (.299)	Atwell (.398)	Wills (.355)	Kendrick (.362)
Outfield	Smith (.317)	Carpenter (.277)	Dolinsek (.269)	Dolinsek (.346)	Schmuck (.321)	J. Sain (.298)	Atwell (.324)	Harris (.343)
Outfield	Carpenter (.295)	Linville (.266)	Linville (.254)	Dick (.344)	Collinge (.242)	Jacobson (.293)	J. Sain (.258)	Atwell (.338)
Pitcher	Pentland (10-3)	Gentry (17-1)	Arnold (11-3)	Gura (19-2)	M. Hansen (6-1)	Bane (11-2)	Bane (14-1)	Bane (15-1)
Pitcher	Spier (7-3)	Burgess (16-3)	Pentland (8-4)	LaGrow (14-1)	Crawford (7-9)	Swan (14-4)	Swan (16-1)	Otten (15-1)
Pitcher	Pavlik (9-1)	Pentland (14-5)	K. Hansen (8-2)	K. Hansen (9-2)	Swan (8-4)	Crawford (9-3)	Crawford (13-2)	Slocum (13-2)
Pitcher	Robison (5-0)	Nurnberg (2-1)	Gura (4-4)	Swan (9-0)	K. Hansen (7-3)	K. Hansen (6-3)	Otten (9-0)	Umbarger (5-3)
Pitcher	Nurnberg (7-3)	Gura (2-0)	Miller (3-1)	Crawford (4-3)	Pelekoudas (1-1)	M. Hansen (7-1)	Hrovat (8-1)	Hrovat (2-2)
Head Coach	Winkles	Winkles	Winkles	Winkles	Winkles	Winkles	Brock	Brock
Catcher	1974 (39-24) Allenson (.269)	1975 (61-13) Harrison (.242)	1976 (65-10) Allenson (.320)	1977 (57-12) Bando (.372)	1978 (56-12) Bando (.415)	1979 (32-31) Freitas (.397)	1980 (38-25) Stephans (.312)	1981 (55-13) Wilson (.255)
First Base	Westlake (.309)	Westlake (.304)	Phelps (.351)	Nyman (.298)	Anicich (.327)	Anicich (.332)	Ferris (.308)	Davis (.395)
Second Base	Wills (.383)	T. Sain (.315)	Peters (.337)	Horner (.389)	Allen (.347)	LaSala (.303)	McCain (.297)	Martinez (.290)
Third Base	Maddox (.287)	Allenson (.315)	Humphry (.375)	Humphry (.286)	Horner (.412)	Stahl (.311)	Sodders (.349)	Sodders (.424)
Shortstop	Oscarson (.257)	Maddox (.365)	Horner (.339)	Henderson (.384)	Brooks (.432)	Barrett (.332)	Martinez (.271)	Hill (.378)
Outfield	T. Sain (.298)	Landreaux (.326)	Landreaux (.408)	Brooks (.346)	Irvine (.328)	Irvine (.335)	Nelson (.312)	Romine (.410)
Outfield	Strong (.283)	Phelps (.315)	Pate (.368)	Peters (.385)	Stahl (.282)	Holmes (.330)	Pagel (.321)	Nelson (.345)
Outfield	Landreaux (.243)	Strong (.339)	Colbern (.361)	J. Allen (.356)	Michael (.376)	D. Eiler (.283)	Holmes (.332)	Holmes (.366)
DH	—	—	—	Hudgens (.372)	Hudgens (.274)	Allen (.257)	Davis (.370)	Miller (.340)
Pitcher	Peterson (10-2)	Bannister (15-4)	Bannister (19-2)	Vasquez (12-2)	Jones (13-2)	Raine (5-2)	Dukes (10-5)	Carter (19-1)
Pitcher	Poloni (9-2)	Poloni (10-1)	Hanna (15-1)	Jackson (10-4)	Ahern (8-1)	Jones (8-9)	Jones (8-4)	Dukes (8-2)
Pitcher	Umbarger (8-1)	Cochran (14-1)	Vander Meersche (7-4)	L. Eiler (9-1)	Lindsey (7-1)	Dukes (3-2)	Vande Berg (6-4)	Newman (7-2)
Pitcher	Bannister (4-0)	Vander Meersche (8-3)	Dean (9-1)	Dean (7-1)	Dean (8-4)	Ahern (3-3)	Hawk (6-4)	Koch (6-1)
Pitcher	Slocum (2-3)	Bethke (4-1)	Gillie (6-1)	J. Allen (5-2)	Vander Meersche (5-0)	Haggerty (3-2)	Weymouth (2-3)	Boudreau (4-3)
Head Coach	Brock	Brock	Brock	Brock	Brock	Brock	Brock	Brock



Jim Brock



Clint Myers



Scott Reid



Paul Ray Powell



Ken Phelps



Kevin Higgins

	1982 (58-15)	1983 (44-24)	1984 (55-20)	1985 (31-35)	1986 (34-28)	1987 (40-27)	1988 (60-13)	1989 (42-19)
Catcher	Pryor (.298)	Wakamatsu (.340)	Wakamatsu (.311)	Wakamatsu (.294)	Esmay (.323)	Spehr (.328)	Spehr (.312)	Robson (.305)
First Base	Davis (.351)	McNaughton (.195)	Medina (.318)	Medina (.379)	Dyson (.379)	Peralta (.263)	Willis (.367)	Willis (.329)
Second Base	Steen (.284)	Steen (.250)	Murray (.311)	Morris (.369)	Esmay (.323)	Esmay (.292)	Higgins (.361)	Higgins (.325)
Third Base	Salcedo (.350)	Martinez (.297)	Grandstaff (.315)	Lopez (.379)	Smith (.306)	Dombrowski (.268)	Finn (.279)	Finn (.348)
Shortstop	Baker (.314)	Cucjen (.306)	Cucjen (.304)	Bennett (.247)	Benjamin (.304)	Benjamin (.327)	Listach (.313)	Manahan (.387)
Outfield	Romine (.406)	Moses (.354)	Bonds (.360)	Devreaux (.296)	Morris (.378)	Finn (.316)	Candelari (.332)	Martin (.353)
Outfield	Seibert (.279)	Graybill (.352)	McDowell (.405)	Bonds (.368)	Thomas (.303)	Burrola (.271)	Burrola (.313)	Kelly (.300)
Outfield	Pagel (.320)	Bonds (.306)	Brown (.366)	Brown (.340)	Rumsey (.269)	Rumsey (.324)	Rumsey (.333)	Rumsey (.293)
DH	Johnston (.306)	Henry (.321)	Dyson (.324)	Hahn (.272)	Kemp (.265)	Mattia (.315)	Peralta (.369)	Austin (.269)
Pitcher	Boudreau (9-1)	Carter (12-2)	Thorpe (3-2)	Clayton (2-2)	Harris (8-2)	Schwabe (12-7)	Ingram (17-5)	Alexander (12-2)
Pitcher	Newman (8-0)	Henry (9-7)	Henry (11-2)	Roberts (6-3)	Dempster (6-6)	Ingram (10-5)	Kilgo (12-3)	Rivas (8-4)
Pitcher	Hogan (13-2)	Jefferson (8-5)	Roberts (6-4)	Scott (6-7)	Cassidy (7-4)	Cassidy (5-5)	Cassidy (9-2)	Dodd (7-2)
Pitcher	Smith (9-2)	Graybill (3-2)	Carter (10-2)	Devpster (3-8)	Thorpe (4-8)	Farmer (4-3)	Dodd (6-1)	Rees (4-1)
Pitcher	Jefferson (7-4)	Roberts (6-2)	Graybill (10-0)	Thorpe (5-3)	Clayton (4-6)	Harris (3-1)	Minor (6-1)	Yaughn (4-2)
Head Coach	Brock	Brock	Brock	Brock	Brock	Brock	Brock	Brock

	1990 (52-16)	1991 (35-27)	1992 (32-24)	1993 (46-20)	1994 (45-18)	1995 (34-21)	1996 (35-21)	1997 (39-22)
Catcher	Helfand (.317)	Rea (.296)	Robson (.293)	Lo Duca (.446)	Cady (.295)	Troilo (.321)	McKay (.335)	Halvorson (.295)
First Base	Robson (.328)	Robson (.268)	Newstrom (.294)	Newstrom (.356)	Lembi (.360)	Kent (.341)	Beinbrink (.362)	Grijalva (.321)
Second Base	Manahan (.366)	Scialo (.275)	Dunn (.335)	Dunn (.346)	Rensmeyer (.291)	Betten (.320)	Kent (.357)	Leon (.353)
Third Base	Steverson (.189)	Austin (.364)	Williamson (.315)	Williamson (.378)	Williamson (.371)	McKay (.315)	Torti (.317)	Beinbrink (.380)
Shortstop	Vina (.387)	Ehmann (.331)	Ehmann (.341)	McKay (.276)	Betten (.296)	Goodell (.328)	Collins (.230)	Collins (.277)
Outfield	Austin (.358)	Samuels (.299)	Samuels (.287)	Lootens (.254)	McGonigle (.321)	McKinley (.325)	McKinley (.386)	McKinley (.423)
Outfield	Kelly (.376)	Kelly (.373)	Steverson (.303)	Cruz (.342)	Cruz (.393)	Leon (.259)	Moreno (.378)	Arguelles (.301)
Outfield	Adams (.310)	Steverson (.289)	W'berger (.367)	Shores (.254)	Shores (.318)	Flowers (.321)	Cermak (.317)	Moreno (.313)
DH	Scialo (.244)	Henderson (.264)	Henderson (.310)	Cady (.315)	Tyler (.294)	Lembi (.272)	Gosewisch (.324)	Bloomquist (.356)
Pitcher	Rees (13-3)	Rees (7-5)	Matranga (10-7)	Barcelo (12-4)	Neal (9-5)	Spenser (8-5)	Bond (7-5)	Mills (6-3)
Pitcher	Douma (16-3)	Newstrom (10-2)	Newstrom (7-2)	Winslett (10-5)	Bond (7-2)	Neal (5-7)	Workman (3-3)	Lowery (6-2)
Pitcher	Yaughn (11-5)	Tattersson (7-7)	Lowe (8-5)	Rawitzer (5-3)	Spenser (10-0)	Bond (3-2)	Lowery (5-1)	Cermak (7-3)
Pitcher	Tattersson (4-1)	Dodd (6-5)	Rawitzer (4-5)	Newstrom (3-0)	Peery (11-2)	Bradley (5-3)	Molina (3-2)	Byrd (6-2)
Coach	Brock	Brock	Brock	Brock	Brock	Murphy	Murphy	Murphy

	1998 (41-23)	1999 (39-21)	2000 (44-15)	2001 (37-20-1)	2002 (37-21)	2003 (54-14)	2004 (41-18)	2005 (42-25)
Catcher	Jones (.333)	Pratt (.307)	Myers (.412)	Myers (.395)	Castillo (.287)	Gosewisch (.340)	Gosewisch (.342)	Gosewisch (.321)
First Base	Phelps (.348)	Jones (.333)	Phelps (.362)	Phelps (.307)	West (.356)	Larish (.372)	Persichina (.320)	Larish (.324)
Second Base	Bloomquist (.414)	Ernster (.439)	Conrad (.336)	Conrad (.278)	Garcia (.336)	Garrabrants (.324)	Walsh (.329)	Dhaenens (.312)
Third Base	Beinbrink (.328)	Beinbrink (.402)	Lopez (.370)	Lopez (.310)	Larish (.328)	Wyrick (.345)	Asanovich (.367)	Hooft (.293)
Shortstop	Collins (.285)	Bloomquist (.364)	Wyrick (.317)	Wyrick (.360)	Pedroia (.347)	Pedroia (.404)	Pedroia (.393)	Romine (.282)
Outfield	Moreno (.354)	Duncan (.377)	Jones (.357)	Allen (.389)	Allen (.278)	Buck (.326)	Buck (.373)	Buck (.382)
Outfield	Arguelles (.278)	Cadiente (.362)	Duncan (.347)	Duffy (.373)	Sheaffer (.364)	Ethier (.377)	Curtis (.300)	Curtis (.342)
Outfield	Delucchi (.222)	Sitzman (.373)	Martin (.325)	Stocker (.245)	Ethier (.363)	Bosch (.209)	Larish (.308)	Sferra (.311)
DH	Myers (.386)	Myers (.329)	Hines (.264)	West (.307)	Garrabrants (.337)	West (.381)	Zinicola (.280)	Fox (.295)
Pitcher	Mills (8-4)	Waldrup (10-3)	Switzer (11-3)	Torres (13-4)	Esposito (9-6)	Thurmond (8-0)	Urquidez (12-3)	Averill (11-4)
Pitcher	Lowery (8-6)	Switzer (7-4)	Pennington (7-2)	Esposito (5-2)	McClellan (7-6)	Averill (8-2)	Mousser (6-4)	Urquidez (10-4)
Pitcher	Kramer (8-2)	Crumpton (7-4)	Waldrup (6-1)	Switzer (5-6)	Kartler (4-4)	Vaughan (10-6)	Bordes (3-1)	Bordes (5-7)
Pitcher	Pennington (7-2)	Pennington (7-5)	Friedberg (1-0)	Friedberg (4-2)	Schroyer (4-1, 8 S)	Schroyer (9 SV)	Zinicola (9 SV)	Zinicola (4 SV)
Pitcher	Leon (4-0)	Williamson (2-1)	Pezely (8-2)	Klusman (1-0)	Arguello (5-1)	Liebeck (8-0)	Bresnehan (5 SV)	Bresnehan (2 SV)
Coach	Murphy	Murphy	Murphy	Murphy	Murphy	Murphy	Murphy	Murphy

Honor Roll

National Players of the Year (12)

Rick Monday	<i>Sporting News</i>	1965
Reggie Jackson	<i>Sporting News</i>	1966
Gary Gentry	<i>Sporting News</i>	1967
Paul Ray Powell	<i>Sporting News</i>	1969
Eddie Bane	<i>Sporting News</i>	1973
Jerry Maddox	Lefty Gomez Plate	1975
Floyd Bannister	<i>Sporting News</i>	1976
	Lefty Gomez Plate	1976
Bob Horner	<i>Sporting News</i>	1978
	Golden Spikes	1978
Mike Soddors	<i>Baseball America</i>	1981
Oddibe McDowell	<i>Baseball America</i>	1984
	Golden Spikes	1984
	<i>Collegiate Baseball</i>	1984
Mike Kelly	<i>Baseball America</i>	1990
	<i>Collegiate Baseball</i>	1990
	Bob Smith Award	1990
	<i>Sporting News</i>	1990
	Golden Spikes	1991
Paul Lo Duca	<i>Sporting News</i>	1993

All-Americans (68 players)

1963	Sterling Slaughter, P, first team
1964	Skip Hancock, P, second team
1965	Luis Lagunas, 2B, first team
1965	Rick Monday, OF, first team
1965	John Pavlik, P, second team
1966	Reggie Jackson, OF, first team
1967	Gary Gentry, P, first team
1967	Scott Reid, OF, first team
1968	Fred Nelson, 2B, first team
1969	Billy Cotton, C, second team
1969	Larry Gura, P, first team
1969	Paul Ray Powell, OF, first team
1970	Lenny Randle, SS, third team
1971	Alan Bannister, SS, first team
1971	Roger Schmuck, 1B, first team
1971	Craig Swan, P, third team
1972	Eddie Bane, P, third team
1972	Alan Bannister, SS, first team
1972	Craig Swan, P, first team
1973	Eddie Bane, P, first team
1973	Bill Berger, 2B, third team
1975	Jerry Maddox, SS, first team
1975	Floyd Bannister, P, first team
1975	John Poloni, P, second team
1976	Mike Colbern, OF, first team
1976	Floyd Bannister, P, first team
1976	Ken Landreaux, OF, first team
1976	John Poloni, P, second team
1977	Hubie Brooks, OF/SS, first team
1977	Dave Hudgens, 1B, second team
1977	Bob Horner, 2B, first team
1977	Ricky Peters, OF, third team
1978	Chris Bando, C, first team

1978	Hubie Brooks, OF/SS, first team
1978	Bob Horner, 3B, first team
1981	Kevin Romine, OF, first team
1981	Kendall Carter, P, first team
1981	Mike Soddors, 3B, first team
1982	Alvin Davis, 1B, second team
1982	Kevin Romine, OF, second team
1983	Oddibe McDowell, OF, first team
1984	Oddibe McDowell, OF, first team
1984	Todd Brown, OF, third team
1985	Barry Bonds, OF, second team
1986	Rick Morris, OF, third team
1987	Mike Benjamin, SS, first team
1988	Kevin Higgins, 2B, first team
1988	Linty Ingram, P, second team
1988	Dan Rumsey, OF, second team
1989	Mike Kelly, OF, second team
1989	John Finn, 3B, third team
1990	Mike Kelly, OF, first team
1990	Anthony Manahan, 2B, first team
1990	Sean Rees, P, first team
1991	Mike Kelly, OF, first team
1993	Paul Lo Duca, C/DH, first team
1993	Antone Williamson, 3B, first team
1993	Marc Barcelo, P, third team
1994	Jacob Cruz, CF, second team
1994	Antone Williamson, 3B, first team
1995	Kaipo Spenser, P, second team (SA)
1995	Robbie Kent, INF, third team (SA)
1996	Robbie Kent, INF, third team (SA)
1996	Phill Lowery, P, honorable mention (SA)
1997	Dan McKinley, OF, second team (BA), third team (CB)
1997	Andrew Beinbrink, 3B, second team (SN),
1997	Ryan Mills, P, third team (NCBWA)
1998	Willie Bloomquist, 2B, second team (NCBWA, ABCA), third team (BA, SN)
1998	Andrew Beinbrink, 3B, first team (NCBWA)
1998	Ryan Mills, P, second team (NCBWA)
1998	Mikel Moreno, OF, third team (NCBWA)
1998	Casey Myers, DH, third team (NCBWA)
1999	Andrew Beinbrink, 3B, first team (CBI), second team (NCBWA, BW), third team (CB, BA)
1999	Willie Bloomquist, SS, first team (BA, ABCA, CBI), 2nd team (NCBWA), 3rd team (CB)
1999	Mark Ernster, DH, third team (NCBWA)
2000	Mitch Jones, OF, first team (BA, CB, SN, NCBWA, ABCA, BW)
2000	Casey Myers, C, first team (BA, NCBWA, SN), second team (CB, ABCA, BW)
2000	Jon Switzer, LHP, third team (CB)
2001	Andy Torres, RHP, second team (NCBWA)
2001	Casey Myers, C, first team (SN),

	second team (BA, CB, NCBWA, ABCA, BW)
2003	Dustin Pedroia, SS
	first team (CB, NCBWA, ABCA, BW, CBI)
	second team (BA)
2003	Steve Garrabrants, second team (NCBWA)
2003	Jeff Larish, 1B, first team (CB, BA, CBI)
	third team (NCBWA, ABCA)
2003	Jered Liebeck, RHP, third team (NCBWA)
2003	Jeremy West, DH, first team (ABCA)
2003	Andre Ethier, OF, HM (CBI)
2004	Dustin Pedroia, SS
	first team (NCBWA, BW, BA)
	second team (CBI, ABCA, CB)
2004	Jason Urquidez, RHP, HM (CBI)
2005	Travis Buck, 3B/OF
	second team (NCBWA)
	third team (CB)

Freshman All-Americans (21)

1995	Ryan Bradley (CB)
1996	Andrew Beinbrink (CB)
1996	Phill Lowery, honorable mention (CB)
1997	Willie Bloomquist, honorable mention (CB)
1998	Casey Myers (CB, SN)
1998	Chad Pennington, honorable mention (CB)
1999	Jon Switzer, honorable mention (CB)
2000	Dennis Wyrick, third team (BA)
2001	Rod Allen, first team (CB, BA)
2001	Jeremy West, first team (CB)
2001	Steve Garrabrants, honorable mention (CB)
2001	Nick Walsh, honorable mention (CB)
2001	Ryan Schroyer, honorable mention (CB)
2001	Mike Esposito, honorable mention (CB)
2001	Aaron Klusman, honorable mention (CB)
2002	Dustin Pedroia, first team (CB)
2002	Jeff Larish, honorable mention (CB)
2002	Mark Sopko, honorable mention (CB)
2003	Erik Averill, 1st (CB, 2nd (BA)
2003	Travis Buck, 1st (CB), 2nd (BA)
2004	Zechry Zinicola, 1st (CB), 2nd (BA)

Academic All-Americans (8)

1976	Brandt Humphery
1982	Alvin Davis
1991	Jim Henderson
1999	Mark Ernster
1999	Casey Myers
1999	Willie Bloomquist
2000	Casey Myers (Academic All-American of the Year)
2001	Casey Myers (Academic All-American of the Year)

Legend

BW: *Baseball Weekly (Sports Weekly/USA Today)*
BA: *Baseball America* **CBI:** *College Baseball Insider*
NCBWA: National Collegiate Baseball Writers Association
ABCA: Coaches Association **CB:** *Collegiate Baseball*
SN: *Sporting News* **SA:** Smith Super Team

Team USA Members (11)

- 1984 Oddibe McDowell (Olympics)
- 1990 Jim Austin
- 1995 Kaipo Spenser
- 1998 Willie Bloomquist
- 2000 Jon Switzer
- 2000 Casey Myers
- 2001 Mike Esposito
- 2002 Dustin Pedroia
- 2003 Dustin Pedroia
- 2003 Jeff Larish
- 2004 Travis Buck

First-Team All-Pac-10 Conf. (93)

- 1979 Mike Anicich, 1B
- 1979 Marty Barrett, SS
- 1979 Ed Irvine, OF
- 1980 Alvin Davis, 1B
- 1980 Stan Holmes, OF
- 1981 Kendall Carter, P
- 1981 Alvin Davis, 1B
- 1981 Kevin Dukes, P
- 1981 Ricky Nelson, OF
- 1981 Kevin Romine, OF
- 1981 Mike Sodders, 3B
- 1982 Doug Baker, SS
- 1982 Alvin Davis, 1B
- 1982 Mike Hogan, P
- 1982 Kevin Romine, OF
- 1982 Ronni Salcedo, 3B
- 1982 Don Smith, P
- 1983 Kendall Carter, P
- 1983 Oddibe McDowell, OF
- 1983 Steve Moses, OF
- 1983 Don Wakamatsu, C
- 1984 Barry Bonds, OF
- 1984 Todd Brown, OF
- 1984 Dave Graybill, P
- 1984 Oddibe McDowell, OF
- 1984 Don Wakamatsu, C
- 1985 Barry Bonds, OF
- 1985 Rick Morris, 2B
- 1985 Don Wakamatsu, C
- 1986 Rick Morris, OF
- 1986 Ted Dyson, 1B
- 1987 Mike Benjamin, SS
- 1987 Tony Mattia, DH
- 1987 Mike Schwabe, P
- 1987 Tim Spehr, C
- 1988 Kevin Higgins, 2B
- 1988 Linty Ingram, P
- 1988 Blas Minor, P
- 1988 Dan Rumsey, OF
- 1988 Steve Willis, 1B
- 1989 Dave Alexander, P
- 1989 John Finn, 3B
- 1989 Kevin Higgins, 2B
- 1989 Anthony Manahan, SS
- 1990 Jim Austin, OF
- 1990 Mike Kelly, OF
- 1990 Anthony Manahan, 2B
- 1990 Sean Rees, P

- 1990 Fernando Viña, SS
- 1991 Jim Austin, OF
- 1991 Mike Kelly, OF
- 1992 Jeff Matranga, P
- 1992 Doug Newstrom, ut
- 1992 Kurt Ehmann, SS
- 1993 Marc Barcelo, P
- 1993 Paul Lo Duca, C
- 1993 Doug Newstrom, 1B
- 1993 Antone Williamson, 3B
- 1994 Jacob Cruz, CF
- 1994 Noah Peery, P
- 1994 Scott Shores, RF
- 1994 Antone Williamson, 3B
- 1995 Kaipo Spenser, P
- 1995 Randy Betten, 2B
- 1995 Robbie Kent, 1B
- 1996 Robbie Kent, 2B
- 1997 Dan McKinley, OF
- 1997 Andrew Beinbrink, 3B
- 1998 Andrew Beinbrink, 3B
- 1998 Willie Bloomquist, OF
- 1998 Phill Lowery, P
- 1999 Andrew Beinbrink, 3B
- 1999 Willie Bloomquist, SS
- 2000 Mitch Jones, OF
- 2000 Brooks Conrad, 2B
- 2000 Casey Myers, C
- 2001 Rod Allen, OF
- 2001 Casey Myers, C
- 2001 Brooks Conrad, 2B
- 2001 Chris Duffy, OF
- 2002 Andre Ethier, OF
- 2002 Dustin Pedroia, SS
- 2002 Jeremy West, 1B
- 2003 Jeff Larish, 1B
- 2003 Dustin Pedroia, SS
- 2003 Ryan Schroyer, RHP
- 2003 Steve Garrabrants, 2B
- 2003 Andre Ethier, OF
- 2004 Dustin Pedroia, SS
- 2004 Travis Buck, OF
- 2004 Jason Urquidez, RHP
- 2005 Travis Buck, 3B/OF
- 2005 Jeff Larish, 1B

Conference Affiliations

(1979-1998: Pac-10 South, 1999-present: Pac-10)

Pac-10 Players of the Year (11)

- 1981 Mike Sodders, 3B
- 1982 Alvin Davis, 1B
- 1984 Oddibe McDowell, OF
- 1988 Linty Ingram, P
- 1990 Mike Kelly, OF
- 1993 Paul Lo Duca, C/DH
- 1994 Jacob Cruz, OF
- 1999 Willie Bloomquist, SS
- 2000 Casey Myers, C
- 2001 Casey Myers, C
- 2003 Dustin Pedroia, SS (co)

Pac-10 Pitchers of the Year (2)

- 1993 Marc Barcelo
- 1994 Noah Peery

Pac-10 Coaches of the Year (6)

- 1981 Jim Brock
- 1982 Jim Brock
- 1984 Jim Brock
- 1988 Jim Brock
- 1993 Jim Brock
- 2000 Pat Murphy

College World Series MVPs (5)

- 1965 Sal Bando, 3B
- 1967 Ron Davini, C
- 1969 John Dolinsek, OF
- 1977 Bob Horner, 2B
- 1981 Stan Holmes, OF

All-College World Series (58)

- 1965 Sal Bando, 3B
- 1965 Luis Lagunas, 2B
- 1965 Rick Monday, OF
- 1965 Doug Nurnberg, P
- 1967 Ron Davini, C
- 1967 Gary Gentry, P
- 1967 Dave Grangaard, 3B
- 1967 Jack Lind, SS
- 1967 Scott Reid, OF
- 1969 Billy Cotton, C
- 1969 Roger Detter, SS
- 1969 John Dolinsek, OF
- 1969 Larry Gura, P
- 1969 Paul Ray Powell, OF
- 1972 Gary Atwell, OF
- 1972 Ken Reed, 2B
- 1972 Craig Swan, P
- 1972 Bump Wills, OF
- 1973 Eddie Bane, P
- 1973 Bill Berger, 2B
- 1973 Clint Myers, C
- 1973 Clay Westlake, 1B
- 1975 Gary Allenson, 3B
- 1975 Bob Pate, OF
- 1976 Ken Landreaux, OF
- 1976 Ken Phelps, 1B
- 1977 Jamie Allen, DH
- 1977 Mike Henderson, SS
- 1977 Bob Horner, 2B
- 1977 Brandt Humphrey, 3B
- 1977 Chris Nyman, 1B
- 1977 Jerry Vasquez, P
- 1978 Chris Bando, C
- 1978 Bob Horner, 3B
- 1978 Casey Lindsey, P
- 1978 Steve Michael, OF
- 1981 Alvin Davis, 1B
- 1981 Kevin Dukes, P
- 1981 Stan Holmes, OF
- 1981 Lemmie Miller, OF
- 1981 Mike Sodders, 3B
- 1983 Barry Bonds, OF

- 1984 Barry Bonds, OF
- 1984 Oddibe McDowell, OF
- 1988 Ricky Candelari, OF
- 1988 John Finn, 3B
- 1988 Rusty Kilgo, P
- 1988 Pat Listach, SS
- 1988 Martin Peralta, DH
- 1988 Dan Rumsey, OF
- 1994 Antone Williamson, 3B
- 1998 Andrew Beinbrink, 3B
- 1998 Michael Collins, SS
- 1998 Rudy Arguelles, OF
- 2005 Travis Buck, OF
- 2005 Colin Curtis, OF
- 2005 Joey Hooft, 2B
- 2005 Jeff Larish, 1B

Golden Spikes Award Winners (3)

- 1978 Bob Horner
- 1984 Oddibe McDowell
- 1991 Mike Kelly

Golden Spikes Award Finalists (7)

- 1978 Bob Horner
- 1984 Oddibe McDowell
- 1990 Mike Kelly
- 1991 Mike Kelly
- 1993 Paul Lo Duca
- 1994 Jacob Cruz
- 2004 Dustin Pedroia

NCAA Coaches of the Year (4)

- 1965 Bobby Winkles
- 1969 Bobby Winkles
- 1977 Jim Brock
- 1981 Jim Brock

The Sporting News Coaches of the Year (4)

- 1965 Bobby Winkles
- 1967 Bobby Winkles
- 1969 Bobby Winkles
- 1984 Jim Brock

Baseball America Coaches of the Year (2)

- 1988 Jim Brock
- 1998 Pat Murphy

Johnny Bench Award Winners (3)

- 2000 Casey Myers (finalist)
- 2001 Casey Myers (finalist)
- 2004 Tuffy Gosewisch (semifinalist)

SUN DEVIL BASEBALL 2006

NCAA CHAMPIONS: 1965, 1967, 1969, 1977, 1981

ARIZONA STATE'S 82 ALL-TIME Major Leaguers



Willie Bloomquist (1997-99)



Barry Bonds (1983-85)

Player	Yrs. at ASU	Years and Major League Affiliate
Jamie Allen	1977-79	1983, Mariners
Gary Allenson	1973-78	1978-85, Red Sox; 1985, Blue Jays
Doug Baker	1982	1984-87, Tigers; 1988-90, Twins; 1990, Astros
Chris Bando	1975-78	1981-88, Indians
Sal Bando	1964-65	1966-76, As; 1977-81, Brewers
Eddie Bane	1971-73	1973, 1975-76, Twins
Alan Bannister	1970-72	1974-75, Phillies; 1976-79, White Sox; 1987, Yankees; 1988-89, Royals
Floyd Bannister	1974-76	1977-78, Astros; 1979-82, Mariners; 1982-87, White Sox; 1987, Yankees; 1988-89, Royals; 1991, Angels; 1992, Rangers
Marty Barrett	1979	1982-90, Red Sox; 1991, Padres
Chris Beasley	1983-84	1991, Angels
Mike Benjamin	1986-87	1989-95, Giants; 1996-97, Phillies; 1997, Red Sox; 1998-2002, Pirates
Willie Bloomquist	1997-99	2002-present, Mariners
Randy Bobb	1967	1968-69, Cubs
Barry Bonds	1983-85	1986-92, Pirates; 1993-present, Giants
Ryan Bradley	1995-97	1998, Yankees
Hubie Brooks	1977-78	1980-84, Mets; 1985-89, Expos; 1990, Dodgers; 1991, Mets; 1992, Angels; 1993, Royals
Mike Colbern	1974-76	1978-79, White Sox
Jim Crawford	1969-72	1973, 1975, Astros; 1976-78, Tigers
Jacob Cruz	1992-94	1996-98, Giants; 1998-00, Indians; 2001, Rockies; 2002, Tigers; 2004-05, Reds
Alvin Davis	1979-82	1984-91, Mariners; 1992, Angels
Mike Devereaux	1984-85	1987-89, Dodgers; 1995, White Sox; 1995, Braves; 1989-94, 1996, Orioles; 1997, Rangers
Chris Duffy	2001	2005, Pirates
Jeff Duncan	1999-2000	2003-04, Mets
Duffy Dyer	1965-66	1969-74, Mets; 1975-78, Pirates; 1979-80, Expos; 1981, Tigers
Mike Esposito	2000-02	2005, Rockies
Larry Fritz	1969	1975, Phillies
Gary Gentry	1967	1969-72, Mets; 1974-75, Braves
Shawn Gilbert	1984	1997, Mets; 1998, Mets/Cardinals; 2000, Dodgers
Larry Gura	1967-69	1970-73, Cubs; 1974-76, Yankees; 1976-85, Royals; 1985, Cubs
Eric Helfand	1990	1993-95, Athletics; 1996, Indians; 1997, Padres
Doug Henry	1983-85	1991-94, Brewers; 1994-97, Mets; 1997, Giants; 1997, Astros; 2000, Giants; 2001, Royals
Kevin Higgins	1988-89	1993-96, Padres
Donnie Hill	1981	1983-86, As; 1986-89, White Sox; 1989, As; 1989-91, Angels; 1992, Twins
Bob Horner	1976-78	1978-86, Braves; 1988, Cardinals
Dave Hudgens	1975-78	1983, 1999, As
Darrell Jackson	1974-77	1978-82, Twins
Reggie Jackson	1966	1967-75, As; 1976, Orioles; 1977-81, Yankees; 1982-86, Angels; 1987, As
Mike Kelly	1989-91	1994-95, Braves; 1996-97, Reds; 1997-99, Devil Rays; 2000, Mets
Lerrin LaGrow	1968-69	1970, 1972-75, Tigers; 1976, Cardinals; 1977-78, White Sox; 1979-80, As
Ken Landreaux	1974-76	1977-78, Angels; 1979-80, Twins; 1981-89, Dodgers
Jim Lentine	1973-74	1974-75, Brewers
Jack Lind	1966-67	1974-75, Brewers





Fernando Viña (1990)



Paul Lo Duca (1993)

Pat Listach	1988	1992-96, Brewers; 1996-97, Astros; 1997, Indians; 1998, Phillies; 1999, Reds
John Littlefield	1974	1980, Cardinals; 1981, Padres
Paul Lo Duca	1993	1998-2004, Dodgers; 2004-05, Marlins; Present, Mets
Pete Lovrich	1962	1963, As
Sean Lowe	1992	1999-2001, White Sox; 2002, Pittsburgh-Colorado; 2003, Kansas City
Jerry Maddox	1974-75	1978, Braves
Louie Medina	1984-85	1988-97, Indians
Oddibe McDowell	1983-84	1985-86-88, Rangers; 1989, Indians; 1989-90, Braves, 1993-94 Rangers
Cody McKay	1993-96	2002, As; 2004, Cardinals
Lemmie Miller	1980-81	mid-1980s, Dodgers
Bias Minor	1987-88	1992-94, Pirates; 1995, Mets; 1996, Mariners; 1997 Brewers
Gabe Molina	1996	1999-2000, Orioles; 2000, Braves; 2002-03, St. Louis
Rick Monday	1965	1966-71, As; 1972-76, Cubs; 1977-84, Dodgers
Paul Moskau	1973	1977-81, Reds; 1982, Pirates
Ricky Nelson	1979-81	1983-86, Mariners; 1987-88, Mets
Chris Nyman	1975-77	1982-83, White Sox
Jim Otten	1972-73	1974-76, White Sox
Bob Pate	1976-77	1979-80, Expos
Rick Peters	1974-77	1979-82, Tigers; 1983, As
Ken Phelps	1975-76	1981-82, Royals; 1982, Expos; 1983-88, Mariners; 1988-89, Yankees; 1989-90, As; 1990, Indians
John Poloni	1973-75	1977-78, Rangers
Paul Ray Powell	1968-69	1971, Twins; 1973, 1975, Dodgers
Gary Rajsich	1974-76	1982-84, Mets; 1984, Cardinals; 1985, Giants
Lenny Randle	1968-70	1971, Senators; 1972-76, Rangers; 1977-78, Mets; 1979-82, Mariners
Scott Reid	1967	1968-70, Phillies
Ron Romanick	1980	1984-86, Angels; 1987, Yankees
Kevin Romine	1981-82	1985-91 Red Sox
Alan Schmelz	1963-65	1967, Mets
Mike Schwabe	1987	1989-90, Tigers
Sterling Slaughter	1961-63	1964, Cubs
Tim Spehr	1987-88	1991-92, Royals; 1993-96, Expos; 1997, Braves
Todd Steverson	1990-92	1995-96, Tigers; 1997, Padres
Craig Swan	1969-72	1973-84, Mets; 1984, Angels
Jon Switzer	1999-2001	2003-Present, Devil Rays
Jim Umbarger	1972-74	1975-77, Rangers; 1977, As; 1978-79, Rangers
Ed Vande Berg	1979-80	1982-85, Mariners; 1986-87, Dodgers; 1987-88, Indians; 1988-89, Rangers
Fernando Viña	1990	1993, Mariners; 1994, Mets; 1994-99, Brewers; 1999-2003, Cardinals; 2004, Tigers
Don Wakamatsu	1982-85	1991, White Sox; Dodgers
Bump Wills	1972-74	1977-80, Rangers; 1981-82, Cubs
Antone Williamson	1992-94	1997, Brewers

****Bold = Played in MLB in 2005****

DID YOU KNOW?

- > Chris Duffy and Mike Esposito made their MLB debuts during the 2005 season, becoming the 81st and 82nd Sun Devils to play in a major league uniform.
- > Coach Pat Murphy has coached 20 freshman All-Americans in the past 16 years.
- > Arizona State leads all NCAA baseball pro-

grams with 85 draft picks over the last 11 years. ASU has had a total of 337 draft picks, including 22 first-rounders since the inception of the MLB Amateur Draft in 1965.

> During his first years at ASU, Pat Murphy founded the Guadalupe After School Program, an organization that presents a message of positive life skills using baseball as its vehicle

for the youth of Guadalupe.

> Four Arizona State players have been honored as Academic All-Americans in the last six years, including Casey Myers, who was the Academic All-American of the Year in 2000 and 2001.

The Devils & The Draft

No school has played a bigger role in Major League Baseball's amateur free agent draft than Arizona State University.

Since the inception of the draft in 1965, ASU has had more players chosen (339), more first-round selections (22) and more No. 1 picks (3) than any other school in the nation.

During the Pat Murphy era (1995-P), 85 players have been selected during the draft, averaging nearly eight players per draft since Murphy took over the program.

A modern-record 12 players were selected in the 2003 draft, most among all college baseball programs in the nation. The number of draft picks from ASU do not even reflect the recruited players who were drafted out of high school.

That's a marvelous testimony to Arizona State's reputation among major league scouts and top baseball executives. It also makes quite a statement about the school's tradition and its amazing consistency.

In 1990 and most recently in 2003, the staff of *Baseball America* compiled a pair of books on the history of the draft, complete with trends, lists and features, along with the names (all 45,000 of them) of every player drafted since '65.

Naturally, Arizona State and its alumni received plenty of coverage in the publication. The information on this page was taken from that book, *The Baseball Draft: The First 25 Years*.

Not surprisingly, the first player ever drafted was from ASU—Rick Monday, who went to Charles O. Finley and the Kansas City A's as the No. 1 overall pick in 1965.

Names like Jackson, Bane, Bannister, Horner, Bonds and Kelly—just to name a few—have produced their own fascinating draft stories. Without question, many more will follow.

Here's a sampling of news, notes and numbers, as they relate to the Devils and the Draft:

- A total of 339 Arizona State players have been drafted since the inception of the MLB Draft in 1965. No other school comes even close to that number.

- The Sun Devils' three No. 1 overall picks were Rick Monday (1965 to Kansas City), Floyd Bannister (1976 to Houston) and Bob Horner (1978 to Atlanta). No other school has more than one No. 1 selection. Mike Kelly narrowly missed joining this elite club, as he was chosen second by the Atlanta Braves in 1991.

- In 1976, Arizona State had a record 13 players drafted. They included Bannister, Horner, Ken

Landreaux, Ken Phelps, Chris Bando and Ricky Peters. Of the 27 players on the roster, 26 were drafted at some point in their careers. A whopping 13 of them would eventually reach the big leagues. *Baseball America* says "it may have been the greatest collection of college talent ever assembled."

- Only 19 drafted players have ever gone directly to the major leagues. Two were Sun Devils: Bane in '73 and Horner in '78. Horner, and Dave Winfield two to have never played in the minor leagues.

- Louie Medina, who played at Arizona State in 1984 and '85, was drafted a total of seven times, beginning in 1981. That makes him one of six players who share the all-time lead for number of selections.

- Here's an impressive partial list of players who originally signed national letters of intent with Arizona State but never made it to the Tempe campus, instead opting for the draft's signing bonus: Jim Palmer, Dontrelle Willis, Andrew Good, Dale Murphy, Robin Yount, Lee Mazzilli, Billy Hatcher, Jeff Burroughs, Warren Cromartie, Garry Templeton, Rick Sutcliffe, Ryan Klesko, Kerry Woodson, Lenny Dykstra, Johnny LeMaster, J.D. Durbin, Duane Ward, Mike Jones, Prince Fielder, Dale Sveum, Paul Konerko, Ben Petrick and Jimmy Rollins.

- The Sun Devils added another first round selection in 2005 when Travis Buck went to the Oakland A's with the 36th pick in the first round. He is the 22nd Sun Devil to be selected in the first round.

ASU'S 22 FIRST-ROUND DRAFT SELECTIONS

Name	Year	Overall Pick	Team
Rick Monday	1965	1	A's
Reggie Jackson	1966	2	A's
Paul Ray Powell	1969	7	Twins
Eddie Bane	1973	11	Twins
Floyd Bannister	1976	1	Astros
Ken Landreaux	1976	6	Angels
Bob Horner	1978	1	Braves
Hubie Brooks	1978	3	Mets
Mike Sodders	1981	11	Twins
Oddibe McDowell	1984	12	Rangers
Barry Bonds	1985	6	Pirates
Anthony Manahan	1990	38	Mariners
Mike Kelly	1991	2	Braves
Sean Lowe	1992	15	Cardinals
Todd Steverson	1992	25	Blue Jays
Marc Barcelo	1993	33	Twins
Antone Williamson	1994	4	Brewers
Jacob Cruz	1994	32	Giants
Ryan Bradley	1997	40	Yankees
Dan McKinley	1997	49	Giants
Ryan Mills	1998	6	Twins
Travis Buck	2005	36	A's

All-Time Draft Picks: 339
First-Round Picks: 22



Rick Monday

ASU and the Draft

THE PAT MURPHY ERA

IMPROVING YOUR DRAFT STATUS AT ASU:

Did you know that since 1995, Arizona State has had 85 players selected during the annual June Amateur Draft. ASU is one of the top collegiate programs in the nation for producing an average of nearly eight draft picks a year since the inception of the draft in 1965. In addition, since 1995 when Murphy took over the program, 34 of the 85 drafted players were previously undrafted out of high school or junior college and all but two players improved their draft status. Under the two circumstances in which the player fell in the draft, arm injuries to Phill Lowery and Mike Esposito. After the 2002 season, Esposito signed for second-round money (\$750,000) despite being a 12th round draft pick. Another interesting fact is that 13 players have gone from previously being undrafted to being selected in the top 10 picks (see list to right). The 2005 draft class saw seven Devils get their name called, including first-rounder Travis Buck (Athletics). The three-time All-Pac-10 selection and 2005 Collegiate Baseball/NCBWA All-American went from a 23rd round pick to ASU's 22nd player taken in the First Round of the Major League Baseball Draft.

ASU Player HS/JC Draft ASU Draft

ASU Player	HS/JC Draft	ASU Draft
1995		
Cody McKay	48th, Giants	5th, Cardinals
Troy Rauer	Not drafted	12th, A's
Josh Deakman	42nd, Marlins	14th, Angels
Mike Corominas	7th, Cardinals	15th, Astros
Steve Goodell	30th, Angels	17th, Marlins
Jake Steinkemper	44th, Cubs	19th, Expos
Randy Betten	Not drafted	25th, Angels

ASU Player	HS/JC Draft	ASU Draft
1996		
Widd Workman	20th, Dodgers	3rd, Padres
Jason Verdugo	Not drafted	6th, Angels
Cody McKay	48th, Giants	9th, A's
Jeff Cermak	46th, Marlins	12th, Astros
Mike Torti	15th, Twins	14th, Phillies
Kaipo Spenser	Not drafted	16th, Indians
Jason Bond	15th, Expos	17th, Mariners
Gabe Molina	32nd, Padres	21st, Orioles
Javier Fuentes	Not drafted	21st, Red Sox
Kevin Tommasini	Not drafted	22nd, Giants
Robbie Kent	Not drafted	29th, Padres

ASU Player	HS/JC Draft	ASU Draft
1997		
Ryan Bradley	14th, Royals	1st, Yankees
Dan McKinley	14th, Expos	1st, Giants
Jason Verdugo	Not drafted	12th, Giants
Jaime Bane	55th, Dodgers	20th, Angels
Ben Byrd	Not drafted	Free Agent (Brewers)
Brandon James	Not drafted	Free Agent (Brewers)
Kevin Tommasini	Not drafted	Free Agent (Giants)

ASU Player	HS/JC Draft	ASU Draft
1998		
Ryan Mills	13th, Yankees	1st, Twins
Phill Lowery	2nd, Rangers	6th, Marlins
Andrew Beinbrink	14th, Red Sox	10th, Colorado
Dan Meier	Not drafted	14th rd., D-Backs
Aaron Kramer	Not drafted	18th, Padres
Mikel Moreno	Not drafted	22nd, Cubs
Richy Leon	Not drafted	23rd, Rockies
Jeremy Jones	36th, Rockies	27th, Rangers
Greg Halvorson	38th, A's	33rd, Mets
Rudy Arguelles	Not drafted	47th, Angels
Michael Collins	Not drafted	Free Agent (Dodgers)
Brian Heintzelman	Not drafted	Free Agent (D-Backs)

ASU Player	HS/JC Draft	ASU Draft
1999		
Willie Bloomquist	8th, Mariners	3rd, Mariners
Mark Ernster	12th, Cubs	6th, Brewers
Andrew Beinbrink	14th, Red Sox	7th, Devil Rays
Brett Cadiente	Not drafted	9th, Rangers
Scott Goodman	Not drafted	10th, Marlins
Chuck Crumpton	39th, Padres	25th, Expos
Chip Gosewisch	Not drafted	30th, Angels
Kevin Tillman	Not drafted	31st, Angels
Jay Sitzman	37th, Brewers	32nd, Phillies
Charlie Williamson	Not drafted	Free Agent (D-Backs)

ASU Player	HS/JC Draft	ASU Draft
2000		
Jeff Duncan	41st, Cubs	7th, Mets
Mitch Jones	49th, Orioles	7th, Yankees

ASU Player	HS/JC Draft	ASU Draft
2001		
Jason Fingers	23rd., Red Sox	10th, Royals
Eric Doble	Not drafted	10th, Red Sox
Phil Downing	Not drafted	16th, Expos
Luke Field	Not drafted	16th, Indians
Drew Friedberg	25th, Arizona	29th, Brewers
Casey Myers	Not drafted	30th, Brewers

ASU Player	HS/JC Draft	ASU Draft
2002		
Jon Switzer	26th, Pirates	2nd, Devil Rays
Drew Friedberg	29th, Brewers	6th, Pirates
Chris Duffy	43rd, Red Sox	8th, Pirates
Brooks Conrad	Not drafted	8th, Astros
Casey Myers	Not drafted	9th, A's
Mel Stocker	Not drafted	16th, Royals
Bryce Kartler	Not drafted	20th, Cardinals
Jeff Phelps	36th, Pirates	36th, Phillies
Mike Lopez	52nd, Blue Jays	Free Agent (D-Backs)
Eric Doble	Not Drafted	Free Agent (Royals)

ASU Player	HS/JC Draft	ASU Draft
2002		
Mike Esposito	5th, Reds	12th, Rockies
Jon Sheaffer	29th, Reds	19th, Yankees
Bryce Kartler	Not drafted	48th, Indians
Sergio Garcia	Not drafted	Free Agent (Dodgers)
Cesar Castillo	Not drafted	Free Agent (White Sox)

ASU Player	HS/JC Draft	ASU Draft
2003		
Andre Ethier	37th, A's	2nd, A's
Beau Vaughan	39th, Twins	3rd, Red Sox
Jeremy West	Not drafted	8th, Red Sox
Steve Garrabrants	42nd, Twins	9th, D-Backs
Ryan Schroyer	16th, Tigers	11th, White Sox
Bryce Kartler	Not drafted	11th, Yankees
Robbie McClellan	Not drafted	12th, Royals
Ben Thurmond	24th, Cubs	15th, Giants
Mark Sopko	Not drafted	21st, Blue Jays
Rod Allen	34th, Reds	22nd, Devil Rays
Dennis Wyrick	35th, Tigers	23rd, Orioles
Mike Guerrero	36th, Red Sox	42nd, D-Backs
Jered Liebeck	45th, D-Backs	Free Agent (D-Backs)
Mike Guerrero	36th, Red Sox	Free Agent (D-Backs)
Josh Perrault	40th, D-Backs	Free Agent (D-Backs)

ASU Player	HS/JC Draft	ASU Draft
2004		
Dustin Pedroia	Not Drafted	2nd, Red Sox
Josh Asanovich	26th, Devil Rays	11th, Devil Rays
Jason Urquidez	48th, Devil Rays	11th, Reds
Jeff Larish	32nd, Cubs	13th, Dodgers
Ladd Hall	30th, Astros	27th, Expos
Jeff Mousser	Not Drafted	35th, Twins
Nick Walsh	Not Drafted	Free Agent (Yankees)

ASU Player	HS/JC Draft	ASU Draft
2005		
Travis Buck	23rd, Mariners	1st, Athletics
Jeff Larish	32nd, Cubs	5th, Tigers
Tuffy Gosewisch	Not Drafted	11th, Phillies
Jason Urquidez	48th, Devil Rays	17th, Diamondbacks
Erik Averill	Not Drafted	20th, Tigers
Joey Hoof	Not Drafted	20th, Rangers
Brett Bordes	Not Drafted	24th, Tigers



Travis Buck
23rd round to 1st round pick by Oakland Athletics in 2005.



Dustin Pedroia
Undrafted to 2nd round pick by Boston Red Sox in 2004.



Jeff Duncan
41st round to 7th round in 2000. Made MLB debut with Mets in 2003.



Jason Verdugo
Undrafted out of high school to 6th round pick by Angels in 1996.




Dan McKinley
Improved from 14th rounder to first-round pick in 1997 by Giants.



Ryan Bradley
Went from 14th rounder to first-round pick in 1997. Made MLB debut in 1998 with Yankees.



Andre Ethier
Undrafted out of high school to a 2nd round pick by Oakland in 2003.



Casey Myers
Undrafted out of high school to 9th-round pick by Oakland in 2001.



Chris Duffy
Went from 43rd-round pick to 8th-rounder by Pirates in 2001. Made MLB debut with Pirates in 2005.



Brooks Conrad
Undrafted out of high school all the way to an 8th round pick by the Astros in 2001.